

Turning Times

THE OFFICIAL NEWSLETTER OF THE CASCADE WOODTURNERS

October 2013

Please make sure that all content for the next newsletter reaches me by the 30th of October!
turningwood@bendbroadband.com Thanks!

**NEXT MEETING: 6:45 PM, THURSDAY, OCTOBER 17th AT FRANKLIN HIGH SCHOOL,
5405 SE Woodward St, PORTLAND, OR.**

PRESIDENTS MESSAGE

As I write this, I am in the shadow of the Wasatch Mountains in Provo, Utah. As it turns out, both Alan Stratton and I are taking the 3-day Intermediate Class offered by Craft Supplies USA. Kurt De Heer is our instructor. It has been intense but fun. We have met guys from Iowa, Kansas, Massachusetts, and go figure, the state of Utah. The camaraderie of woodturners is amazing. It doesn't matter from where we hale, we all have a love of wood and an artistic drive to show the beauty of that wood.

Wow, where does the time go? It is almost time for our annual auction, October 17. For sure we will have a BIG bunch of wood to auction. The wood, just waiting for your creative eyes & hands, has been donated by two former members. We have also had several members donate a half a day of their personal time for one-on-one classes. Those have always been big items and a great way to learn from skilled turners. Plus we have the pieces from our national turners that joined us for workshops and demos this year. Come enjoy the evening. You don't want to miss our awesome auctioneers, Howard Boer and Jerry Harris, perform their oral magic. And don't forget your checkbooks!

Join me in welcoming Harvey Rogers as our Safety Officer. We are pleased to have him join the board and thankful for his volunteering to help improve the safety of our demonstrations.

Keep in mind The Woodworking Show is returning to Portland, OR, this year. It will be November 15-17. Call Pete Morrell if you are interested in volunteering to serve in our booth at the show. By the way, this is a good way to get in free! Volunteers get a free entrance pass. In the past this has been an excellent opportunity to spend time with fellow Cascade Woodturners and make sawdust at the same time. Who says males cannot multitask??? (Ladies we already know that you can.)

November 9 is our next board of directors meeting. Please take the time to touch base with a board member and let him/ her know what you are thinking about how this year has gone, what could be improved and if you have any suggestions for the coming year.

Ben Carpenter will be the demonstrator for November's (21st) meeting. If you have any questions about turning green wood, bring them to the meeting.

I hope this note finds each and every one of you in good health and finally back in the shop. If you are like me, I was a little surprised by the dramatic change in the weather. At our house we did not get everything accomplished in the yard, but you know what? It will be there next year. But now the wood shop is calling and I've put off answering that call too often. I'm coming oak burl, lilac box in the rough, beginning segmentation, I'm coming.....

Safe turning,

be a mentor.....

Ken 360.687.9866

kenpegkirkman@gmail.com

DALE'S CORNER

Two things for this newsletter.

Open shop:

Open shop for October will be Saturday Oct 26th starting at about 9:30. We'll have six lathes set up so if you have a project bring your tools and the project and we'll have hands on help to do the project.

Safety:

I would like to talk about safety a bit. This comes from a turner who has had wood come off the lathe while turning. Anyone who has turned for a time will have had wood come off the lathe for a variety of reasons. The accident that could have hurt me the most happened about 20 years ago with my old Craftsman 1/2 hp lathe. The slowest speed was 950-975 rpm. I put a solid bowl blank of spalted maple on the lathe on a faceplate using screws and turned it on. It spun up to speed and threw the blank off the lathe and off my forehead with a glancing blow. This accident could have been avoided by at least three things: 1. Turn slower until it is in round (not an option with the lathe), 2. use more and longer screws, 3. bring the tailstock up to support the piece. About five years ago I had a sphere blank come off the lathe and bounce off my lip drawing a little blood. It was caused by a simple mistake of forgetting to turn the lathe speed down when starting a new project. Accidents can and do happen. I want to talk about how fast to turn. I will explain the Dale Nish formula, John Jordan's decision point and my belief on turning speed.

Dale Nish developed a good formula that anyone can use and a good place for new turners to start. It is $RPM \times \text{diameter in inches} = \text{a safe number}$. Using this formula the safe range is between the numbers of 6000- and 9000. ***This is not RPM, just a number!*** So if you have a 10" bowl blank and you are turning 700 RPM that number is 7000, a number Dale Nish would say is

safe. If you have a 20" bowl and you are turning at 700 RPM that number is 14,000, way above the safe speed. If you are turning a 1" pen blank at 5000 RPM that is safe.

John Jordan has a simple formula. He says if you turn the lathe on and go "Wow", the speed is too fast. John also makes it a point to never turn wood with any cracks in it. He only turns good solid wood.

My formula is simple. The slower you are turning when the wood comes off the lathe the less it will hurt you. And wood comes off the lathe. So I turn as slow as I can but as fast as I need to cleanly turn the wood.

Next I want to briefly explain four accidents that were widely reported. About six years ago David Lancaster had a bowl come apart while he was re-turning the foot on a dry bowl blank to put back in the chuck to finish turn it. The blank came apart possibly because of a crack that developed during the drying process. Dave is a professional bowl turner. But half the bowl hit him the side of the face. There is a photo of David in one of the old American Woodturner Journal's after this accident.

About two years ago a turner in Memphis liked to turn cracked and crappy wood at high speeds. The exact cause of the accident will not be known but she was turning when the piece came apart damaging her brain. She was found dead on the shop floor.

A little over a year ago another friend was turning a piece of mesquite that the turner knew had cracks in it and had wrapped duct tape around the piece. The turner knew the speed fast. The piece of wood came apart smashing the side of the turner's face resulting in permanent face and eye damage.

The AAW office received an email from another turner that was turning an 18" platter and at a speed of up to 2050 RPM "to get a nice finishing cut" when it came apart. That turner was lucky to be alive to send us the email.

No one in our chapter is a professional turner feeding their family on their wood turning. If there are any, I am guessing the family is eating pretty poorly from the income of woodturning. The goal of our members is to turn a nice piece for fun. Time and speed are not the important factors. All three of my big lathes have 1 1/2hp motors, the smallest motors I could get with the lathe. I rough out all my bowls on the Oneway 2036. I regularly stop it because I am taking too big of cut. I pull my tool out and resume turning. So what? I've seen a lot of new turners who buy a new lathe get the biggest motor they can. I am arguing that it is not worth getting hurt by turning fast. You have to be the safety officer in your shop. As a general rule, do not turn wood with cracks in it. Turn at reasonable speeds. Wear the correct safety equipment. Remember, this is what we do for fun. There are articles in the American Woodturner about safety and a book that came out earlier this year with all these articles about safety in it. Nick Cook's article is a good starting place on turning safely. Spend some time and learn how to turn safely.

Thank you.

Dale woodbowl@frontier.com

AAW NEWS

The ballots are out for voting on AAW Board positions. Read the candidates statements and vote for three. The ballots can be mailed in or you can vote on line. The ballots must be in by midnight CST on October 18th.

BANJO LATHE

You read that right, banjo lathe not lathe banjo. This is a request for advice and assistance from a banjo maker looking for a lathe to turn banjos.

I am currently setting up shop in my basement to begin crafting banjos. I have acquired most of the necessary tools, but have yet to obtain a lathe. I want to turn banjo pots as large as 11" in diameter.

I am perplexed how this will be possible given that most lathes I can find for a reasonable price (a few hundred dollars) have only a 12" swing. Perhaps I need to modify a lathe in order to do this project. Having limited experience wood turning, I thought I would bring my inquiry to the Cascade Wood Turners in search of some advice. I am need of words of wisdom and also interested in buying any old lathe tools that might suit my purposes. I unfortunately missed the meeting in September and will be out of town in October for the auction, though I am excited to get turning as soon as I can. Any tips would be a great help.

Thanks,

Reid Lustig, reidlustig@gmail.com or 720-236-4968

SEPTEMBER MEETING

The September meeting was well attended with Jimmy Clewes turning a square lidded box. By the comments heard afterward, this was a rousing success. The wood raffle had a lot of wood so everyone that bought a ticket took something home. An announcement was made that if you have a video checked out and it is overdue, you should make serious plans to return it. We have over two dozen videos that are overdue from 4 to 12 months. If they do not return and you checked it out, expect to buy the replacement for the library.



The September challenge was won by Kathleen Duncan with her vegetable pens. If you would like to see photos of the challenge pieces and the Sho’N’Tell, please volunteer to take pictures.

The all day demo by Jimmy Clewes at Dale’s shop was well attended and Jimmy finished a coloured (Jimmy’s spelling) platter, a tall goblet and a lovely box with a silver highlighted walnut inlay in the top.



MEETING SCHEDULE 2013

DATE	DEMONSTRATOR	CHALLENGE
OCT 20	Auction	No Challenge
NOV 17	<i>Ben Carpenter – Turning Green Wood</i>	Christmas Ornaments

November is the meeting to nominate and vote on new board members. Contact Pete Morrell with your suggestions for candidates and be sure to vote (not coming to the meeting could be a quick way to be voted in yourself).

SECRETARY'S NOTE PAD

Cascade will place a club order in October with Craft Supplies USA so start putting your lists together with the (a)name of the item, (b)CSUSA part number, (c)page of the catalog you found the item and (d)price (please no orders under \$50 as the savings of \$6 is negligible). There are a few members wanting to order supplies/tools/whatnot but the total is not high enough yet to qualify for the discount and free shipping. Email me at drgramp@comcast.net

Thanks, your loving secretary,
Skip Burke

COMING ATTRACTIONS

Cascade Woodturners: Oct. 17: Annual Auction. Wood, tools, turned art and maybe non-turned art. Bring cash and take home great stuff.

AAW Oct 18th : Voting deadline for new AAW Board Members

The Woodworking Shows: Nov. 15-17: Portland Expo Center

Vancouver Island Woodworkers' Guild: March 20 - April 5, 2014: "Explorations in Wood 2014" at Ogden Point Pier B, Victoria, BC. This is a juried exhibition open to all woodworkers. **\$3500 in prizes will be awarded.** Work of a very high standard is being sought and woodworkers are encouraged to be very critical of what they submit. *Entry Deadline: February 28, 2014*

35TH ANNUAL UTAH WOODTURNING SYMPOSIUM: This year's theme will be "A Tribute to Dale Nish". Dale started the Utah Woodturning Symposium in 1979. We are bringing back many demonstrators from some of those earlier symposiums to help us pay tribute to Dale. Dale Nish passed away one week after our 2013 Symposium. He was so happy that week, visiting with many of his old friends and meeting new ones. He wasn't one to show much emotion but at times the twinkle in his eyes and his big happy grin couldn't be suppressed. We all miss him so much and want to share what he contributed to the woodturning world.

2014 Demonstrators include: Kip Christensen, Hans Weissflog, Jakob Weissflog, Art Majerus, Ray Key, Mike Mahoney, Steve Gray, Stuart Mortimer, Bonnie Klein, Kirk DeHeer, Bill Ooms, Nelson Cassinger, Al Stirt, David Ellsworth, Kurt Hertzog, Jerry Kermode, Glenn Lucas, Don Russell, Tom Sorenson, Keith Tompkins, Richard Raffan, Rex Burningham, Joe Wagner and many more.

Special Exhibition: This may be the last time to see turnings from so many of the world's greatest woodturners, all under the same roof. Recognized for his guidance and support of up-and-coming turners, Dale influenced the world of woodturning for the better, encouraging turners to believe in themselves. The Dale Nish Collection reflects his influence on many unknown turners as well as the early works of some of today's top turners.

The Dale Nish Collection is not only a collection of spectacular woodturnings from around the world but is also a treasury of stories, and friendships Dale made with woodturners over the past 50 years. Although he has thousands of turnings in his collection, our goal this year is to showcase some of those earlier turnings that Dale collected and many that he turned himself. It is our hope that they will inspire and encourage all turners to keep on learning and turning, as Dale did all of his life.

Registration will open December 1, 2013. www.utahwoodturning.com

Contact: Susan Hendrix, Utah Woodturning Symposium Coordinator
utahwoodturningsymposium@gmail.com

Woodturners of Olympia: July 26, 2014 with Workshops July 27-30, 2014:

2014 Creativity in Woodturning Symposium featuring Richard Raffan

Registration online : www.woodturnersofolympia.org

Contact: Al Price, Symposium Dir. - 360-791-0396 - aprice44@aol.com

SYMPOSIUM SCHEDULE

There is something planned for every month that may match your travel plans:

- [Wisconsin Woodturners Expo, Eau Claire, WI October 26th -27th, 2013](#)
- [North Carolina Woodturning Symposium, Greensboro, N.C., Nov 1st-3rd, 2013](#)
- [2014 TAW Symposium, Franklin, TN, January 31st-Feb 1st, 2014](#)
- [Utah Woodturning Symposium 2014, Orem, UT, May 2014](#)
- [AAW 28th International Symposium, Phoenix AZ, June 13-15, 2014](#)
- [Woodturners of Olympia, Olympia WA, July 26, 2014](#)

If you hear of an interesting symposium, e-mail me to add it to the list. Jerry Klug

LIBRARY CORNER

Just a couple of items this month;

A new book to the library is "Safety for Woodturners by the AAW. This is a compilation of 18 past articles from American Woodturner that deal with turning and shop safety. For the new turner, this is a **MUST READ**. For those that consider themselves an "old hand" the necessity to read this is also important to review and remind that we need to rethink safety often. We must not become complacent and make poor choices that could risk the enjoyment of turning.

The second item is a new book that is available, "Turning Wood with Carbide Tools by John English".

Remember to make sure you have turned in those overdue videos.

DEMOS - CLASSES – SEMINARS

Multnomah Art Center turning classes for the fall are as follows:

October 14 from 6pm to 9:30pm.

October 26 from 10am to 2pm.

November 2 from 10am to 2pm.

November 9 from 10am to 2pm.

The cost is \$50 per session and taught by Jerry Harris.

You can access the info and sign up for the classes at Multnomah Arts Center website;

<http://www.multnomahartscenter.org/about-mac/classes/>

Rockler Woodworking 503-672-7266, www.rockler.com

- What's Turning Day – Military Inlay Pens Nov 9th, 11:00 AM

Learn how easy it is to turn unique pens in minutes

Woodcraft 503-684-1428, www.woodcraft.com

- Pen Turning (\$40) by Allison Geary, Oct 9th 1:00-4:00
- Natural Edge Bowl Turning (\$125) by Paul Rasmussen, Oct 19th 10:00-5:00
- Christmas Ornament Turning Demo, Oct 19th 1:00-2:00
- Basic Bowl Turning (\$125) by Paul Rasmussen, Nov 2nd 10:00-4:00
- Pen Turning (\$40) by Allison Geary, Nov 13th 1:00-4:00
- Platter Turning (\$125) by Paul Rasmussen, Nov 16th 10:00-4:00
- Pen Turning (\$40) by Staff, Nov 30th 1:00-4:00
- Beginning Lathe Turning (\$125) by Paul Rasmussen, Dec 7th 10:00-4:00
- Basic Bowl Turning (\$125) by Paul Rasmussen, Dec 21st 10:00-4:00

Woodcrafters 503-231-0226, 212 NE 6th Ave, Portland, www.woodcrafters.us

- Woodburning by Dick Armstrong, Oct 12th, 10:00-3:00
- Hollow Turning demo by Poest, Nov 2nd, 10:00-3:00
- Woodturning by Chad McInroy, Nov 16th, 10:00-3:00
- Large Outboard Turning by Poest, Dec 7th, 10:00-3:00
- Woodturning by Chad McInroy, Dec 14th, 10:00-3:00

DUST FREE TURNING

We often talk about health and safety. Breathing dust is a concern for all of us. I seem to be much more effected by dust and pollens as I get grayer. I have made some definite steps at reducing sawdust in the shop for my health.

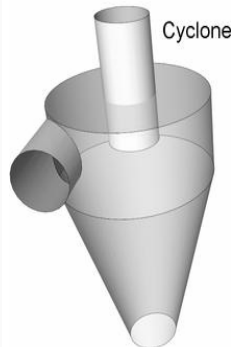
My first effort at dust collection started with a home made filter box that “Shop Notes” published plans and offered a hardware kit. It works with a squirrel cage fan and furnace filters. I change out the 12” x 24” x 1” filters frequently. I then bought a drop out separator for a garbage can that reduced the chips going to the vacuum. This was a small help but not very efficient. I then added a used Grizzly 220V bag collector (G1029). Noisy and the bag only filtered to 30 microns. I replaced the Grizzly with a Clear-Vue CV1800 Cyclone. The cyclone is quieter, this one will swallow a 2x4 as long as it makes it around the elbows and filters to 0.5 microns. With the 5HP Leeson motor, I can run 6” ducts. In this case it is a good thing to really suck.



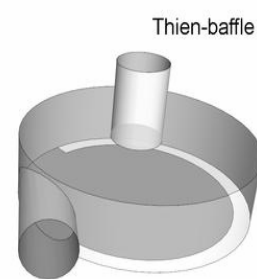
Trash Can Separator



Bag Collector similar to my old Griz



Cyclone



Thien-baffle

The Clear-Vue has been developed to a Bill Pentz design. If you have a curiosity about dust vs. health, look at Bill’s site <http://billpentz.com/woodworking/cyclone/index.cfm> . Another web site worth looking at is J.P.Thien <http://www.jpthien.com/cy.htm>. Thien uses cyclonic type design for a baffled separator box that sits on a trash can. It is very efficient at removing material before the vacuum unit. The size of the material being vacuumed is limited to the baffle opening but will do great at most shop tools making shavings and dust from dry wood.



Clear-Vue similar to mine



Thien top hat separator

The following videos are a detailed construction of a Thien type top box that if added to a simple chip collector like my old Grizzly with a modern upper canister filter will produce a collection system that will filter to 1.0 micron and cost about a third of an Oneida or Clear-Vue system.

Thien Top Hat Dust Separator Build

Part 1

<http://www.youtube.com/watch?v=m3RuKFqYHNO>

Part 2

<http://www.youtube.com/watch?v=GQjojKZf6UY>

Part 3

<http://www.youtube.com/watch?v=l0QPPTPVqGc>

Part 4

<http://www.youtube.com/watch?v=ywpBEurvniG>

Part 5

<http://www.youtube.com/watch?v=GUJ4NilyWbk>

COST CONSIDERATIONS: If you plan to build a top box separator and purchase a bag filter, used filter units are frequently listed on e-bay and Craig's list. Remember when estimating the cost of a dust/chip collector system to include piping. The system suction piping can be free if you can find someone upgrading and having to find a home for their old pipe. If you want to maximize your system suction by using commercial steel vacuum piping the cost for the pipe may be double the cost of the cyclone. In between are flex pipe, Sch 40 plastic and lighter gage steel.

Jerry Klug

QUICK LINKS:

There is a listing of web links used by club members in the "Resources" section of the web site <http://www.cascadewoodturners.com/resources.htm> . If you have a favorite or new site that would be useful to club members, e-mail it to me to include it with the list. turningwood@bendbroadband.com

COMPANY STORE

If a number of members want a certain item, we could be low on it. Please contact Eric G. von Beck at 503-320-5397 or evonbeck@gmail.com a week ahead of the meeting so he could verify that it is not out of stock and set it aside for you.

Company Store Item	Price
Accelerator (for Cyanoacrylate adhesives/CA), sprayer, 8 oz	\$6.75 each
Anchor Seal, one gallon	\$12.50 each
Cyanoacrylate adhesives (CA) - Thin, Medium and Thick, 2oz bottles	\$5.75 each bottle
Sandpaper, Aluminum oxide with heavy cotton cloth backing in 80, 100, 120, 180, 220, 320 & 400 grits	\$1.00 each sheet
Walnut Oil - filtered, 16 oz	\$4.00 each

Eric is in need of gallon jugs for the Anchor Seal. No milk jugs as they are not sturdy enough.

CWT MENTORS

Cascade Wood Turners has a mentoring program and the member turners providing assistance are listed in the "Resources" section of the web page <http://www.cascadewoodturners.com/resources.htm>. These members are available for you to contact if you need help in different areas of woodturning. If you would like to be a mentor yourself and be contacted with woodturning related questions e-mail me at turningwood@bendbroadband.com and I will add you to the list!

CLASSIFIEDS

To place or continue an ad, contact Jerry Klug at turningwood@bendbroadband.com . We will run ads in the next newsletter after receiving your ad. Let us know if you want your ad continued more than one month.

FOR SALE: Several years ago I became very enthusiastic about preventing green wood from checking when it dried out. I purchased 100 gallons of PEG 1000 (two 50 gallon barrels) and proceeded to use none of it. Rockler is selling it for \$52.95 per gallon. I would be willing to sell it for \$5.00 and deliver it from Hermiston. Frank Lamb e-mail frankglamb@gmail.com

FOR SALE: Shopsmith kit, all there but some assembly required (motor may need brushes). Only \$75 OBO and you can become a woodworker and a millwright. Skip Burke 503 233 4263

FOR SALE: New Jet Mini-Lathe Model JML-1014, 10" swing on a metal stand with drive center, live center, tool rest, face shield and face plate: \$300.00. New Rikon Model 50-120 combo 6" x 48" belt and 10" disc sander on a metal stand with 10 belts and 3 discs: \$300.00. Numerous flex & drum sanding wheels of various sizes with extra sleeves for drill press or hand drills, prices from \$2.00 to \$20.00. One face plate, 1-1/4" x 8": \$10.00. 5 new face plates, 1" x 8": \$10.00 each. New Kelton "The Hollower Set"--handle and 3 different curved hollowing bars: \$70.00. Pat Lynch 503-557-5526 lynchtwo@comcast.net

WANTED: Used lathe and tools to allow me to turn banjo rings (11" dia). Reid Lustig reidlustig@gmail.com or 720-236-4968

FOR SALE: Wood for sale, lots of wood in fact, over 18 tons of interesting wood logs and chunks in Vancouver;

<i>Apricot</i>	<i>Carob</i>	<i>Magnolia</i>
<i>Avocado</i>	<i>Cherry</i>	<i>Maple (big leaf)</i>
<i>Black locust</i>	<i>Elm</i>	<i>Maple (hard)</i>
<i>Black walnut</i>	<i>English laurel</i>	<i>Norway maple</i>
<i>Blue spruce</i>	<i>English walnut</i>	<i>Ornamental mulberry</i>
<i>Bottle brush</i>	<i>Juniper</i>	
<i>Camphor (Calif. Bay Laurel?)</i>	<i>Liquid amber</i>	

Tim also has dried boards and blanks for turning of;
Mahogany Olive Chestnut Redwood Walnut Maple
Oak Purple heart and more.

Tim also has some *rocks and fossils for accents.*
Prices are about half of retail (i.e. Cook Woods or Craft Supply).
Contact Tim at wtsmall@centurylink.net 360-989-7721.

CASCADE WOODTURNERS OFFICERS AND CONTACTS

President	Ken Kirkman	(360) 687-9866	kenpegkirkman@gmail.com
Vice President	Peter Morrell	(503) 267-4730	morrellpete@gmail.com
Treasurer	Howard Borer	(503) 658-3409	howardborer@yahoo.com
Secretary	Skip Burke	(503) 233-4263	drgramp@comcast.net

Turning Times

Safety Officer	Harvey Rogers	(646) 660 3669	harveyrogers@gmail.com
Member at large	Keith Strauss	(503) 659-7830	strauss.k@comcast.net
Video Librarian	Geraldine Clark	(503) 978-1973	clark7291@comcast.net
Book Librarian	Mike Worthington	(503) 640-0373	mikedw47@comcast.net
Company Storekeeper	Eric G. von Beck	(503) 320-5397	evonbeck@gmail.com
Newsletter Editor	Jerry Klug	(541)550-6299	turningwood@bendbroadband.com

CASCADE WOODTURNERS SPONSORS

Support of the sponsors listed helps maintain our hobby supplies. Remember that your current membership card is good for discounts at these firms. For additional information see the website <http://www.cascadewoodturners.com/sponsors.htm> .

[Gilmer Wood Company](#)

[KLINGSPOR Abrasives, Inc.](#)

[Rockler Woodworking & Hardware](#) [Woodcraft Supply](#)

[Woodcrafters](#)

[Carbide Saw](#)



CRAFT SUPPLIES USA *The Woodturners Catalog* www.woodturnerscatalog.com
1287 E 1120 S Provo, UT 84606 801-373-0919

CARBIDE SAW

Sales & Sharpening



4040 SE Division
Portland, OR 97202


Tad Wille

- Saws
- Custom Cutters
- Routers
- Bandsaws
- Knives
- Abrasives

Ph: 503-235-2260
Fx: 503-233-1807



Susan & Les at North Woods
service@nwfiguredwoods.com
<http://www.nwfiguredwoods.com/>
56752 SW Sain Creek Rd
Gaston Or 97119
PO Box 808
Forest Grove OR 97116
503-357-9953
800-556-3106



Happy Woodworking to you! Les and Susan!

WAREHOUSE SALE & OPEN HOUSE

Saturday, October 19th, 9-5 and Sunday, October 20th, 11-5.

- *Tom Hasting and Dean Jordan, both excellent turners and excellent teachers, will demonstrate turning . Come get a front row seat for your private tutorial.*
 - *New stock and screaming deals*
- *Wine tasting by one of our neighbors, Plum Hill Winery, Oregon wine*
 - *"Tree Bark" chocolate tasting by a local chocolatier.*
 - *Meet Lucille, the very, very tall poodle Burl. 10' 6", in fact.*

[Directions to North Woods](#)

Susan's Art Studio will be open, too. Many of you have asked about her art! She has a new line of silk scarves, too, you've got to see. Perfect gifts for the women in your lives.

[Susan's Art website](#)