

Turning Times

THE OFFICIAL NEWSLETTER OF THE CASCADE WOODTURNERS

February 2014

Please make sure that all content for the next newsletter reaches me by the 5th of March! turningwood@bendbroadband.com Thanks!

**NEXT MEETING: 6:45PM, THURSDAY, FEB 20th AT FRANKLIN HIGH SCHOOL
5405 SE Woodward St, Portland, OR**

PRESIDENTS MESSAGE

Ah it's February. This month we have our first professional demonstrator. His name is Alan Carter and I am excited to have him join us. His web site is WWW.AlanCarterStudio.Com. It shows a variety of interesting and well done pieces. My personal favorites are the split bowls that he has crafted into distinctive art works. I am sure that what we will be treated to during the meeting will be but a taste of what can be. The next day, Friday the 21st, will be an all-day demo. This will provide more time to explore the techniques and their results. We will also be hosting an all-day class at Dale's shop on Saturday the 22nd. Currently there is space available in both for you to sign up.

I would like to thank Dale and Howard for assisting with the January meeting. It never hurts to think about the areas of turning that don't get the glory. Those are skills and techniques that make it possible to be creative. The meeting did not go as planned, but when do plans truly survive contact with reality. We go forward.

The challenge this month is to bring in something that was done quickly. Not that it is slap-and-dash, nor done recklessly, and quick is a relative term. Some can create beauty in 20 minutes that would take me a lifetime. It is not so much a race against the clock as using our minds and bodies to ensure that we have a wide variety of tricks in our kit-bag. This way when we find only a short amount of time to enjoy the world of spinning things, we have an idea to fit the moment. Looking forward to seeing you all at the meeting.

Peter Morrell (971) 506 – 4770 MorrellPete@gmail.com

DALE'S CORNER

We'll have open shop Saturday March 1st (the week after we host Alan Carter).

NEW AAW WEBSITE COMING SOON

You asked for it and it's almost here.

We are pleased to announce that AAW expects to launch a new and improved website presence in mid-February.

Benefits.

The new website will enable AAW to provide better service to members. Below are examples of the benefits to AAW members:

- **Improved, user-friendly navigation** makes it easier to locate the information you seek.
- **Flexible, personal profile** enables you to maintain your personal, professional and biographical information based on your own visibility and privacy preferences.
- **Robust networking platform** allows you to build connections with fellow AAW members.
- **Upgraded login process** provides you with "AAW members-only" features, resources and functionality.
- **Value-added features** include enhanced calendar, a wide assortment of search options, and more.

What's more, the new website will provide a more attractive and dynamic website presence for AAW, as well as provide staff with an efficient and integrated tool for membership administration.

TREASURER'S REMINDER

The membership sign up/renewal process went well at the January meeting. The Membership Renewal will be repeated again this month to catch those that didn't make it last month. Here's the recommended procedure.

- ❖ Step 1: Bring a check for \$35 or \$35 in cash and a working ball point pen. I won't have a pile of \$5 bills to give you change for two \$20's, so PLEASE bring one \$10, one \$20 and one \$5 bill. If you hand me two \$20's, I'll mark you down as paid and thank you very much for your \$5 contribution to the club's coffers.
- ❖ Step 2: Get an application envelope from me at the start of the meeting.
- ❖ Step 3: Fill out the application. Please use your most legible printing in the "email address" section. This is how the club communicates with you and we get more bad email addresses than you can imagine. If I can't read it I can't enter it correctly.
- ❖ Step 4: Put your payment and the completed application into the envelope. Don't seal the envelope and don't write your name on it. Just tuck the flap into the envelope to keep the application and payment inside and hand it back to me.
- ❖ Step 5: Enjoy the meetings for the year 2014: they're paid for.
- ❖ Step 6: Please indicate Yes or No to the last question: AAW member? It's important to Cascade and the national AAW.

Thanks for cooperating,

Howard Borer, Your Hard-working Treasurer

CASCADE MEMBERSHIP ADVANTAGES

Here is a new club membership advantage. I was spending an evening visiting with a woodturning buddy and his lovely wife when we got to discussing his health. His wife informed him that he cannot pass on to the Great Wood Shop In the Sky until all his accumulation of wood is gone.

This got me to thinking of all the turners, spouses and families that have benefited by Cascade club members assisting in estate sales. Many times the family members don't have a clue as to the value of our tools or the wood stash we have accumulated. There are a number of members that have assisted families by letting them know what to price items for sale. There are also a number of members that have assisted with sales and notices of sales.

SAFETY FIRST

HONKING AND BONKING FOR SAFETY

What would you rather be: thoughtful or thoughtless? Most of us wouldn't hesitate; we would rather be thoughtful. This safety article encourages you to "get thoughtless" and be safer.

You can be more thoughtless *and* safer by forming new habits. Habits are things you do without really thinking much about them. We form habits by doing something over, and over, and over again, until we "just do it" without thinking about doing it.

There are lots of things we can do when we turn that will increase are safety; many of them are little things that are perfect candidates for doing over and over and over again until they become habits.

When you are first forming a habit, you probably will need to think about what you are doing each time you do it. That can be kind of boring and distracting, but that's OK because, if keep doing that thing over and over and over again, that thing will become a habit, and you can quit thinking about it. When that happens you will not only turn safer, you'll have more fun because you can pay more attention to the fun parts of turning.

Here's one example of a simple safety behavior that you can make into a habit. Whenever you move your tailstock, banjo or tool rest to a new position, honk it down hard so it doesn't move.

Tailstocks, banjos and tool rests generally lock in place using levers that pinch metal. Metal isn't very soft so you have to pinch it hard. Some turners even use wooden mallets to bonk their levers and make them pinch really hard.

This month's safety tip is: always honk 'em, and bonk 'em if you need to. Make that a habit.

Keeping your tailstock, banjo or tool rest from moving while you are turning is a really good thing, because if they move very bad things can happen to you and your work piece. Honk! Bonk! Become thoughtless! Be safer!

This is the third in a series of articles that tries to identify simple things we can all easily do to make our turning safer. If you have questions about turning safety or other comments please send them to me at CWASafetyOfficer@gmail.com. I will research them and let you know what I find out.

Harvey Rogers

MONTHLY CHALLENGE

February challenge is to turn something quickly. Turn something that is finished in 10 minutes or so.

MEETING SCHEDULE 2014

DATE	DEMONSTRATOR	CHALLENGE
FEB 20	Alan Carter	Something made in 10 minutes
MAR 20	<i>TBAL</i>	
APR 17	Mike Jackofski	
MAY 22	<i>Note Date Change</i> Jim Hall	Hollow Form
JUN 19	<i>TBAL</i>	
JUL 17	Graeme Priddle	Bird House Ornament
AUG 21	Tool Swap	Tool Swap – No Challenge
SEP 18	<i>TBAL</i>	
OCT 16	Auction	No Challenge
NOV 20	Stephen Hatcher	Christmas Ornaments

Note some open spaces for our local turners to demonstrate

COMING EVENTS

February 20th – Cascade Woodturners – Alan Carter demo 7:00PM



February 21st – Cascade Woodturners – Alan Carter all day demo



February 22nd – Cascade Woodturners – Alan Carter hands on class

March 14th – Fraser Valley Woodturners Guild – Molly Winton hands on class, Chilliwack, BC (\$125) 604-504-5730

March 15th - Fraser Valley Woodturners Guild – Molly Winton all day demo, Chilliwack, BC (\$30) 604-504-5730

March 22nd – Northwest Washington Woodturners – Cindy Drozda all day demo, Anacortes, WA - Rick Anderson, Info@NWWWT.org 360-319-7600

March 24th – Northwest Washington Woodturners – Cindy Drozda hands on class, Anacortes, WA - Rick Anderson, Info@NWWWT.org 360-319-7600

April 17th - Cascade Woodturners – Mike Jackofski demo 7:00PM

April 18th - Cascade Woodturners – Mike Jackofski all day demo

April 19th - Cascade Woodturners – Mike Jackofski hands on class

July 26th - 2014 Creativity in Woodworking Symposium – Nick Stagg and Richard Raffan demonstrating, Woodturners of Olympia, Lacey, WA, Contact Al Price 360-791-0396


July 27th-30th - Woodturners of Olympia – Richard Raffan hands on classes

LIBRARY CORNER

The members spoke and unanimously agreed to add books on turning related subjects like pyrography, carving or other related areas be of interest. Let me know if you have a specific title you think would be worthwhile.

Mike Worthington

Making a Lost Wood Box Art Liestman method by Joe Jedrychowski



This is what the Art Liestman style finished "lost wood" box will look like.


Find the center of a block of wood approximately as wide as it is deep. Height is however tall you want the turning.



Cut the block in half.



Find a sacrificial board of wood 3/4 to 1 inch thick and approximately the same size as the blocks. Orient the grain of this board the same way as the grain of the blocks. This should be a hardwood not prone to splitting and should not be twisted or cupped.



Cut pieces from a brown paper bag slightly larger than the wood block gluing surfaces.

Glue both sides of the block, the sacrificial board, and the brown paper and put the pieces together.



Clamp securely and leave overnight.




Find the center of the sacrificial board, not the entire glue-up. You want this center to be the axis of your turning, or else the halves will not fit together when you try to re-glue them.






Round the glued-up unit and put tenons on both ends if you are planning a lidded box.

Drill out the top and bottom, and adjust tenons as if you were making a round box. Don't think about cutting threads on this project. Finish fitting the flange between body and lid.



Now the piece has been re-chucked such that it's in a normal position.


Separate the pieces from what is left of the sacrificial board with a sharp chisel. You may not be able to see the line left by the brown paper bag, but you will be able to feel it with a chisel. The paper bag will give you a clean break. Bevel of the chisel towards the waste piece.



Remove the glue and paper remnants by rubbing on 400 grit sandpaper on a FLAT surface.

Glue finished components together to form your oval box.

This is the finished box.



You now have a piece that will amaze family and friends. Does it have any advantages over a round box? No, but it is different.

Ed note: If you cut the initial turning blank with equal angles and use a similar angled waste block, you can turn a tapered shape. If it becomes a box, be prepared to do some fiddling with the flange as the taper will compound the tennon protrusion.

DEMOS - CLASSES – SEMINARS

Multnomah Arts Center 503 823 2787 Jerry Harris is the instructor at upcoming turning classes at Multnomah Arts Center for ages 16 and up. The dates are Apr 26th for the single class and May 3rd and 10th for the two day class. The times are from 10am to 2pm for all classes. To enroll, call MAC. The cost is \$50 for the single day session and \$90 for the two day session. All tools and materials are provided.

Rockler Woodworking 503-672-7266, www.rockler.com/retail/stores/or/portland-store

- Contact store for schedule of demos & classes

Woodcraft 503-684-1428, www.woodcraft.com

- Turning Wooden Spheres by Mike Meredith, \$125, Sat Feb 15th 10:00-4:00
- Sorby Turnmaster Demo, Sat Feb 15th 1:00PM
- Beginning Lathe Turning by Paul Rasmussen, \$125, Sat Feb 22nd 10:00-4:00
- Basic Bowl Turning by Paul Rasmussen, \$125, Sun Feb 23rd 10:00-4:00
- Turn A Pizza Cutter, \$80, Sun Mar 2nd 10:00-1:00
- Pen Turning, \$40, Sun Mar 23rd, 12:00-3:00
- Beginning Lathe Turning by Paul Rasmussen, \$125, Sat Mar 29th 10:00-4:00
- Basic Bowl Turning by Paul Rasmussen, \$125, Sun Mar 30th 10:00-4:00
- Acrylic Pen Turning, \$75, Sun May 4th, 11:00-3:00

Turning Times

- Beginning Lathe Turning by Paul Rasmussen, \$125, Sat May 17th 10:00-4:00
- Basic Bowl Turning by Paul Rasmussen, \$125, Sun May 18th 10:00-4:00
- Treenware Heirlooms by Jim Green, \$125, Sat May 24th, 10:00-4:00
- Pen Turning, \$40, Sun Jun 1st, 12:00-3:00
- Beginning Lathe Turning by Paul Rasmussen, \$125, Sat Jun 28th 10:00-4:00
- Basic Bowl Turning by Paul Rasmussen, \$125, Sun Jun 29th 10:00-2:00

Woodcrafters 503-231-0226, 212 NE 6th Ave, Portland, www.woodcrafters.us

- Power Carving Demo by Jim Orman, Sat. Feb 15th, 10:00 – 3:00
- Painting with Pyrography by Mercedes McCriecht, Sat. Feb 22nd 10:00 – 3:00
- Woodburning Basics Demo by Dick Armstrong, Sat. Mar 1st 10:00 – 3:00
- Turn a Salt Vault Demo by Poest, Sat. Mar 15th 10:00 – 3:00
- Burning & Carving On the Same Project Demo by Jim Tharp, Sat. Mar 22nd 10:00 – 3:00
- Kinetic Art Demo by Wayne Haack, Sat. Mar 29th 10:00 – 3:00
- How to Select Turning Blanks by Poest, Sat. Apr 5th 10:00 – 3:00
- Burning & Carving On the Same Project Demo by Jim Tharp, Sat. Apr 26th 10:00 – 3:00

WAX SALE

Woodcraft has Crystal Clear paste wax on sale this month for \$9.99. Crystal Clear is often used for bowling alley wax. This is an excellent wax to seal end grain of roughed out turning blanks. A few years back the club made a large bulk order from the manufacturer to save cost and shipping. This price is as good as we did with the bulk order.

COMPANY STORE

If a number of members want a certain item, and we could be low on it. Please contact Jim Piper, (503) 730-0073 jimpiper@me.com a week ahead of the meeting so he could verify it is not out of stock and set it aside for you.

Company Store Item	Price
Accelerator (for Cyanoacrylate adhesives/CA), sprayer, 8 oz	\$6.75 each
Anchor Seal, one gallon	\$12.50 each
Cyanoacrylate adhesives (CA) - Thin, Medium and Thick, 2oz bottles	\$5.75 each bottle
Sandpaper, Aluminum oxide with heavy cotton cloth backing in 80, 100, 120, 180, 220, 320 & 400 grits	\$1.00 each sheet
Walnut Oil - filtered, 16 oz	\$4.00 each

Jim is in need of gallon jugs for the Anchor Seal. No milk jugs as they are not sturdy enough.

QUICK LINKS:

There is a listing of web links used by club members in the “Resources” section of the web site <http://www.cascadewoodturners.com/resources.htm> . If you have a favorite or new site that would be useful to club members, e-mail it to me to include it with the list. turningwood@bendbroadband.com

SYMPOSIUM SCHEDULE

There is something planned for every month that may match your travel plans:

- Totally Turning 2014, Saratoga Springs, NY March 29-30, 2014
- Southern States XIV Woodturning Symposium, Cartersville GA Apr 4-6, 2014
- Utah Woodturning Symposium 2014, Orem UT May 16-18, 2014
- AAW 28th International Symposium, Phoenix AZ, June 13-15, 2014
- Woodturners of Olympia, Olympia WA, July 26, 2014
- Turn On! Chicago, Mundelein, Ill, August 15-17, 2014
- SWATurners Symposium, Waco, TX August 22-24, 2014
- Ornamental Turners International Symposium, Columbus OH - September 2014
- 15th Rocky Mountain Woodturning Symposium, Loveland, CO September 12-14, 2014
- Turning Southern Style XX Symposium, GAW September 19-21, 2014
- Segmented Woodturners Symposium, San Antonio, TX October 16-19, 2014
- 6th Annual Wisconsin Woodturners Expo, Eau Claire, WI October, 2014
- Ohio Valley Woodturners Guild, 2015
- Oregon Woodturning Symposium, Albany, OR, March 6-8, 2015

If you hear of an interesting symposium, e-mail Jerry Klug to add it to the list.

CWT MENTORS


Cascade Wood Turners has a mentoring program and the member turners providing assistance are listed in the “Resources” section of the web page <http://www.cascadewoodturners.com/resources.htm>. These members are available for you to contact if you need help in different areas of woodturning. If you would like to be a mentor yourself and be contacted with woodturning related questions e-mail me at turningwood@bendbroadband.com and I will add you to the list!

CLASSIFIEDS

To place or continue an ad, contact Jerry Klug at turningwood@bendbroadband.com . We will run ads in the next newsletter after receiving your ad. Let us know if you want your ad continued more than one month.

WANTED: New Wood Turner looking to buy your old neglected wood turning tools. Hoping to find HSS spindle gouge, bowl gouge, roughing gouge and parting tool. Contact Reid at 720-236-4968 or reid.lustig@gmail.com

FOR SALE: Tormek – slow speed wet sharpening system, it is in very good condition and I have lots of accessories with it, including the manuals, grading block that will change the grit size of the large grinding wheel, leather gouge stropping wheel and many of the machine's other attachments. It is almost brand new even though I have had it for several years. I doubt that I have 20 hours on it. It is a good buy at \$350. Jim Hall 503-702-7091



FOR SALE: by Randy Rhine, 503 658 3208 (rrrhine@comcast.net):

1. Legacy Ornamental Mill, Model 1200. Loaded...dust collection skirt, power feed, super Z-axis with digital readout, tracer, .25x gear reduction set, reverse spiral gears, lots of bits. \$2500 (no router). \$2750 (PC 7518 VS Router with Eliminator chuck).
2. DeWalt DW733 13" planer. Very good condition, though the blades could use a resharpener. \$250.
3. Jet 1014 VS mini-lathe with stand. \$350
4. Central Machinery 9x20 metal lathe with a number of attachments & tooling. \$750
5. Homemade CNC router, 18x18x5 work envelope. Includes computer but no monitor. Control box use Gecko G540 stepper driver. Works great. Router included. The computer is dual boot with Win2k running a limited version of Mach3 (need to get a license to unlock it), and a version of Linux/CNC which I have not been able to get working (no knowledge of Linux, probably easy for someone familiar with Linux). It works great and is very accurate. \$1400.

TURNING REQUEST: I have a friend who needs to have 4 stairway spindles replicated. If anyone in the club who has this capability or of a business that he might contact, you are welcome to contact me directly. Thanks, Jeremy Davis [360-798-1589](tel:360-798-1589)

FOR SALE: Hello, my name is Russ LaCombe and my partner is Don Thur. We have put together a set of nano-grain carbide cutters and mounting bars, which we are selling direct to the turner. Please look at <http://www.knotsburls.com/kilian-tools.php> and while you are there take a look at Don's Bowls.

FOR SALE: 5hp Baldor super efficient motor, 230-460 volt with inverter/ variable frequency drive, hand-off-auto disconnect and contactors in dust proof and filtered enclosure. The VFD is a Titan CI-005-G4. Cerus is the manufacturer of Titan drives. Perfect for building your dream lathe! Top quality American union made parts, cost over \$1500 new.

Make a reasonable offer. Professional Electrical installation also available. Email evonbeck@gmail.com



FOR SALE: Over 18 tons of interesting turning wood logs and chunks in Vancouver;

<i>Apricot</i>	<i>Carob</i>	<i>Magnolia</i>
<i>Avocado</i>	<i>Cherry</i>	<i>Maple (big leaf)</i>
<i>Black locust</i>	<i>Elm</i>	<i>Maple (hard)</i>
<i>Black walnut</i>	<i>English laurel</i>	<i>Norway maple</i>
<i>Blue spruce</i>	<i>English walnut</i>	<i>Ornamental mulberry</i>
<i>Bottle brush</i>	<i>Juniper</i>	
<i>Camphor (Calif. Bay Laurel?)</i>	<i>Liquid amber</i>	

Tim also has dried boards and blanks for turning of;
Mahogany, Olive, Chestnut, Redwood, Walnut, Maple, Oak, Purple heart and more.
 Tim also has some *rocks and fossils for accents.*
 Prices are about half of retail (i.e. Cook Woods or Craft Supply).
 Contact Tim at wtsmall@centurylink.net 360-989-7721.

CASCADE WOODTURNERS OFFICERS AND CONTACTS

President	Peter Morrell	(971) 506-4770	MorrellPete@gmail.com
Vice President	Pete Gibson	(971) 409-6022	gibsop@yahoo.com
Treasurer	Howard Borer	(503) 658-3409	howardborer@yahoo.com
Secretary	Eric G. von Beck	(503) 320-5397	evonbeck@gmail.com
Safety Officer	Harvey Rogers	(646) 660 3669	harveyrogers@gmail.com
Member at large	Skip Burke	(503) 233-4263	drgramp@comcast.net
Video Librarian	Geraldine Clark	(503) 978-1973	clark7291@comcast.net
Book Librarian	Mike Worthington	(503) 640-0373	mikedw47@comcast.net
Company Storekeeper	Jim Piper	(503) 730-0073	jimpiper@me.com
Web Mistress	Kathleen Duncan	(360) 574-0955	woodsinner@gmail.com
Newsletter Editor	Jerry Klug	(541) 550-6299	turningwood@bendbroadband.com

CASCADE WOODTURNERS SPONSORS

Support of the sponsors listed helps maintain our hobby supplies. Remember that your current membership card is good for discounts at these firms. For additional information see the website <http://www.cascadewoodturners.com/sponsors.htm> .

- [Gilmer Wood Company](#) Exotic and Domestic Hardwood from Around the World
- [KLINGSPOR Abrasives, Inc.](#) [Rockler Woodworking & Hardware](#)
- [Woodcraft Supply](#) **Woodcrafters** Carbide Saw

WOODCRAFTERS
Everything for the Woodworker, and More!

Check Out Our
Woodturning Lathes
& Accessories from

ONEWAY
MANUFACTURING

POWERMATIC

JET
Domestic & Exotic Hardwoods,
Sharpening & Finishing Supplies

212 N.E. Sixth Ave. • Portland, Oregon 97232-2976 • phone: 503-231-0226 • toll-free: 800-777-3709 • www.woodcrafters.us

Razor-Sharp Edge
- M42 Cobalt HSS

Strong Handles
- Made with solid aircraft grade aluminum

Reduced Chatter
- A round bit fits into a round hole for reduced chatter
- Our solid aluminum handles greatly reduces vibration

Carter and Son Toolworks
Quality At Its Best
Made in the USA

CARBIDE SAW
Sales & Sharpening

Tad Wille

- Saws
- Custom Cutters
- Routers
- Bandsaws
- Knives
- Abrasives

4040 SE Division
Portland, OR 97202

Ph: 503-235-2260
Fx: 503-233-1807

CRAFT SUPPLIES USA
THE WOODTURNERS CATALOG

CRAFT SUPPLIES USA *The Woodturners Catalog* www.woodturnerscatalog.com



Susan & Les at North Woods
service@nwfiguredwoods.com
<http://www.nwfiguredwoods.com/>
56752 SW Sain Creek Rd
Gaston Or 97119
PO Box 808
Forest Grove OR 97116
503-357-9953
800-556-3106



Happy Woodworking to you! Les and Susan!

What do Portlanders do when the weather turns nasty? While most of us were trying to keep warm this past month, Skip Burke spent a few weeks in Fiji and did a bit of fishing: his second favorite activity next to turning, of course. He did catch one nice fish and was kind enough to send me a picture, so I thought I'd pass it along.

Howard

