

# Turning Times

THE OFFICIAL NEWSLETTER OF THE CASCADE WOODTURNERS

**MAY 2018**

Please make sure that all content for the next newsletter reaches me by the 2<sup>nd</sup> of June! [turningwood@bendbroadband.com](mailto:turningwood@bendbroadband.com) Thanks!

**NEXT MEETING: 6:45PM, THURSDAY, MAY 17<sup>th</sup> AT WILLAMETTE CARPENTERS TRAINING CENTER**

**Cascade Woodturners will be meeting at**

**WILLAMETTE CARPENTERS TRAINING CENTER**

4222 NE 158<sup>TH</sup> Ave, Portland, OR 97230-4906

(For a map, click here <http://mapq.st/1o8wBNO> )

*Use the South door in the middle of the side parking lot*

## **CWA Presidents Message for May 2018**

An Amazing Show of Work

### **Instant Gallery**

The Instant Gallery at the AAW International Symposium is a must see show. Simply put, you will be amazed. The volume, variety and the quality of work are definitely inspiring. I was staggered the first time I saw the Instant Gallery - still am, and I've been to many Symposiums. Never miss one.

All attendees may bring and display up to three pieces of their work. And if they choose to, they can put a price on their work. Someone may want to take it home.

I'm guessing about thirty five percent of the attendees at the 2017 Kansas City Symposium displayed their work. And there was still over a thousand pieces to see, including work from

some of the best woodturners from around the world. We can all put our work out to be displayed along with them.

If you are interested in having your work critiqued, you can sign up for a time to have your work reviewed by the critique committee. But be sure and sign up early as they are in great demand. You will get a truly critical perspective that will emphasize the best elements of your work and demonstrate how you may be able to make improvements.

Because I put my work out last year I was offered the cover and inside spread of “American Woodturner”. It was truly, the furthest thing from my mind. I merely wanted to share my work with other woodturners at the Symposium. I had no clue I would be sharing in it a worldwide publication.

### **Symposium Scholarships**

AAW has provided two scholarships to Cascade Woodturners for members who, for financial reasons, are unable to attend the Symposium. Regardless of how much you may want to attend, \$325 may be more than some members can comfortably withdraw from their personal budget. If you, or anyone you know, would like to attend but can not afford to, please get in touch with me. *All inquiries will be absolutely confidential.*

### **There’s always something to learn.**

It was good to see Dale’s 40/40 demo. He’s the first to say there are many ways to turn a bowl. He turns his way and it’s hard to argue with the results. I saw his 35/35 demo five years ago and I’ve been to workshops presented by different woodturners since then (including hands on with Richard Raffan). I still came away from Dale’s demo with some new information. And all the proceeds went to AAW. Put it on your calendar for the 45/45 in five years. You’ll be glad you did.

Turn Safely,  
Jim Piper  
Cascade Woodturners President

## **AAW NEWS**

The AAW Portland Symposium preparations are in full swing and it is looking good! Registrations are on target and the host hotels are already completely booked.

At the symposium, you will have an opportunity to meet the Board of Director candidates for this year’s election. As of the writing, the slate has not been set. You’ll be able to meet all of our candidates and discuss their ideas about AAW. Voting doesn’t commence until August, but this is your opportunity to meet your candidates.

Kathleen  
[woodspinner@gmail.com](mailto:woodspinner@gmail.com)

## MORE AAW NEWS

AAW received the offer below from Jet/Powermatic and I am sending it out to the local chapters. The offer may be of interest to your members. Jet/Powermatic has been very generous to AAW this year. They have provided all the lathes for the demonstration rooms. And they have donated the big 3520C for the Painted lathe raffle and the 25 Jet mini lathes for the Youth Turning Room.

For the 2018 AAW International Symposium in Portland all of the Jet Powermatic equipment will be sold through Jet/Powermatic. They are offering a 20% on all the large equipment, including lathes that they are bringing to the symposium. This will all be on a first come first served basis and anyone interested can contact JPW Industries in advance and make arrangements to purchase or see one of the JPW representatives in the trade show. Folks should be prepared to pick up their equipment from the Oregon Convention Center. If your members are interested in the Jet/Powermatic equipment they can contact:

Tobias Bridges  
[tbridges@jpwindustries.com](mailto:tbridges@jpwindustries.com)  
870-275-1705

## DALE'S CORNER

**Open Shop:** No open shop for May, we will be working on the symposium.

**Volunteers for the symposium:** We are in the final push. Registrations are going up and we should have a great symposium. The vendor show has been increased in size so start saving your money for that new lathe! Here is where you can sign up to volunteer. I'll only cover here the committees that need a lot of volunteers. I'll go down the full list at the May meeting.

Registration. Great job, occurs mostly on Thursday before the symposium starts. You get to meet and help the attendees coming into Portland. Lead is Gary Sundquist.  
[garysundquist@gmail.com](mailto:garysundquist@gmail.com)

Safety shields. Help Charlie Gray put together the safety shields on Wednesday before the symposium and take apart on Sunday after the symposium. Charlie Gray [zonagray@aol.com](mailto:zonagray@aol.com)

Instant Gallery. You get to work with all the artists bringing in woodturning from all over the world. The big need time is Thursday afternoon at check in and Sunday morning at Check out. Laurie Newberry [ms.laurell@icloud.com](mailto:ms.laurell@icloud.com)

Youth room. Help the kids learn to turn. Here the best thing to do is go to the AAW website and go to the volunteer site. You can see who is teaching the class and what the topic is. Just sign up there.

Demonstrator assistants. A really great job. You get to work with the demonstrators during their classes and you don't miss anything. Ken Kirkman is lead here. [kenpegkirkman@gmail.com](mailto:kenpegkirkman@gmail.com)

See you at the symposium! Remember, it will never be closer

Dale

## **SAFETY FIRST**

### **I WAS SEDUCED!**

At his wonderful “40 for \$40” demonstration in April, Dale Larson mentioned that he never turns cracked wood. Dale is a wiser man than I. I never take Dale’s advice lightly, but I had extenuating circumstances: I was *seduced*... by a hunk of oak.

About a year ago Howard Borer gave me a couple of large pieces of wet pin oak. I took them home and rough-turned them promptly. I was feeling experimental, so I turned the bowls with large lips. The rough-turned bowls warped as they dried, as wet bowls often do. The trouble was, the lips warped more than any other part of the blank. The smaller blank had no checks or cracks, but the bigger one had a small crack. Remembering what Dale said I decided to throw out the bigger one, and started turning the smaller one.



I first tried to turn the top of the lip flat, so I could plan the shape of the rest of the bowl. But the lip was so badly warped that, by the time the top of it was flat, parts of the lip were too thin to keep. Grumbling, I decided to cut off the lip and make a smaller, conventional bowl. When I was done shaping the smaller bowl I did what Dale showed at his demonstration, oiling the blank

## Turning Times

with walnut oil and scraping and sanding it smooth. I was still fretting about the loss of the lip and I wasn't really looking at the bowl. When I took the bowl off the lathe I was surprised to discover that the oiled wood was a beautiful, honey color with lots of the prominent medullary rays that you see in quarter-sawn white oak!



That's when the big, ugly blank with the crack - the one I was supposed to throw out - seduced me.



## Turning Times

I could swear I heard it calling to me. I cast my eyes upon it. I coveted its figure. My hands seemed to have a will of their own. They caressed it and - before I really knew what was happening - I mounted the blank.<sup>1</sup> I knew the crack didn't go all the way through. Surely, if I was very careful, I could turn the cracked wood away and have another bowl of beautiful wood. *Surely.*

Despite my lust for that wood, I wasn't completely stupid. I wore my face shield. I rotated the blank by hand before I turned on the lathe. When I did turn on the lathe it was at a very low speed, and I increased the speed slowly. I stood out of the line of fire. I sharpened my gouge frequently, glided its bevel across the wood, and let the sharp edges do the cutting. I decided to turn a relatively thin (for me), shallow bowl so I could remove as much wood as possible where the crack had been.

But the crack was devious and sneaky. As I tried to turn it away, it burrowed deeper into the wood.

I shaped and finished the outside of the bowl first. Then I turned the inside of the bowl in thirds, outer third first and center third last, just like Dale demonstrated. When I turned the outer third down to about a quarter of an inch thick, no crack was visible. Then I turned the middle third and the sound of the spinning blank changed. I stopped the lathe and looked at the partly turned bowl carefully. A hairline crack was just visible in the outer third, right where the old crack used to be.

The *American Woodturner* (the AAW journal) had an article a few months back about stabilizing cracks in finished pieces using butterflies, wire, staples and such. I decided I would finish the bowl, read the article carefully, and stabilize the crack after I was finished turning. As I hollowed the center third the sound changed again and I felt a pain in my left hand. I shut off the lathe and looked. The side of my hand was cut right where it was bracing the gouge against the tool rest.



<sup>1</sup> On the lathe, of course.

You can see the crack just to the left of the blood. It looks harmless enough in the picture, but when the blank was spinning, the centrifugal force caused the crack to open and the wood on one side to move outward toward me and my hand. That created a sharp edge which happily sliced me.

I finished the bowl anyway, cutting gently and keeping all my body parts away from the spinning wood. The crack continued to open. I applied finish and put it aside to dry. The crack continued to open even more.



Now I have to find that article in the *American Woodturner*. As I said at the beginning, Dale is a wiser man than I.

Turn joyfully, but turn safely!  
Harvey Rogers, Safety Officer

## COMPANY STORE

Through the club, we purchase many items that are commonly used by woodturners. We buy in bulk and sell at cost. Just another benefit of being a member of Cascade Woodturners! If a number of members want a certain item, we could be low on it. Please contact Bill Karow, (503) 490-0325 [bill.karow@mac.com](mailto:bill.karow@mac.com) a week ahead of the meeting so he could verify it is not out of stock and set it aside for you.

Company Store Item	Price
Accelerator (for Cyanoacrylate adhesives/CA), sprayer, 8 oz	\$8.00 each
Anchor Seal 2, one gallon	\$10.00 each
Cyanoacrylate adhesives/CA Thin, Medium & Thick, 2oz bottles	\$6.00 each
Cyanoacrylate adhesives/CA Thin, 16oz bottles	\$32.00 each
Sandpaper, Klingspoo alum/oxide w/heavy cotton cloth backing suitable for wet sanding (80, 100, 120, 180, 220, 320, 400 & 600 grits)	\$1.50 each sheet
Walnut Oil - filtered, 16 oz	\$4.00 each

PLEASE BRING YOUR EMPTY ONE GALLON JUGS TO OUR NEXT MEETING

## MEETING SCHEDULE 2018

DATE	DEMONSTRATOR	CHALLENGE
MAY 17	<b>Jerry Harris – Cowboy Hat</b>	
JUN 21	<b>Vivien Grandouiller**</b>	
JUL 19	<b>TBA</b>	
AUG 16	<b>TBAL</b>	
SEPT 20	<b>Jacques Vesery** – carving&amp;painting</b>	
OCT 18	<b>Auction</b>	
NOV 15	<b>Dave Gutschmidt</b>	
DEC	<b>No Meeting</b>	<i>Merry Christmas</i>

\*\* Plan on an all day demo and an all day hands on class following the meeting date

## DEMOS - CLASSES – SEMINARS

**Multnomah Arts Center:** Multnomah Arts Center in SW Portland continues to have woodturning classes. Check their catalog or phone 503 823 2787. You can goggle their website for the catalog. Jerry Harris and Russ Coker are again teaching woodturning at "Multnomah Arts Center". If you are interested, please contact Multnomah Arts Center at 503 823 2787. The cost is very reasonable and all tools, wood and equipment is provided.

**Rockler Woodworking** 503-672-7266, [www.rockler.com](http://www.rockler.com)

- Contact store for class details

**Woodcraft** 503-684-1428, [www.woodcraft.com](http://www.woodcraft.com)

- Contact store for class details

**Woodcrafters** 503-231-0226, 212 NE 6th Ave, Portland, [www.woodcrafters.us](http://www.woodcrafters.us)

- Contact store for demo details

## CLASSIFIEDS

To place or continue an ad, contact Jerry Klug at [turningwood@bendbroadband.com](mailto:turningwood@bendbroadband.com) . We will run ads in the next newsletter after receiving your ad. Let us know if you want your ad continued more than one month.

**FOR SALE:** The following parts to a **Jet 12-inch Disc Sander, Model JDS-12B:**


Elbow Part No. 612147 asking \$22 Filter Part No. 331022 asking \$198

I have no need for these parts and would like to find a home for them.

Ken Kirkman 360-687-9866



**FOR SALE:** Delta Midi Lathe-Model 46-250, has never been used. Price of \$400.00. Contact Greg Kimball, email address; [kgandpk@aol.com](mailto:kgandpk@aol.com) . I live in Forest Grove & I will make other information available as the interest develops.



**FOR SALE:** I have a verity of dry roughed out turnings the some of the members might be interested in. They are priced reasonably and I include pictures to give an idea of what I have. If you are interested, call 503 757 0997 ask for Jim



## CASCADE WOODTURNERS OFFICERS AND CONTACTS

President	Jim Piper	(503) 730-0073	<a href="mailto:jimpiper@me.com">jimpiper@me.com</a>
Vice President	John Replinger	(503)-775-6234	<a href="mailto:jrportland@comcast.net">jrportland@comcast.net</a>
Treasurer	Ken Kirkman	(360) 687-9866	<a href="mailto:kenpegkirkman@gmail.com">kenpegkirkman@gmail.com</a>
Secretary	Bill Herrold	(503)-490-0325	<a href="mailto:billtrade@me.com">billtrade@me.com</a>
Safety Officer	Harvey Rogers	(646) 660 3669	<a href="mailto:harveyrogers@gmail.com">harveyrogers@gmail.com</a>
Member at large	David Williams	(503) 997-2541	<a href="mailto:dwilliams97007@yahoo.com">dwilliams97007@yahoo.com</a>
Video Librarian	Geraldine Clark	(503) 978-1973	<a href="mailto:clark7291@comcast.net">clark7291@comcast.net</a>
Librarian in Training	Len Otto	(503) 663-0794	<a href="mailto:Len@HonorYourPast.com">Len@HonorYourPast.com</a>
Librarian Trainer	Mike Worthington	(503) 640-0373	<a href="mailto:mikedw47@comcast.net">mikedw47@comcast.net</a>
Company Storekeeper	Bill Karow	(503) 490-0325	<a href="mailto:bill.karow@mac.com">bill.karow@mac.com</a>
Web Mistress	Kathleen Duncan	(360) 574-0955	<a href="mailto:woodspinner@gmail.com">woodspinner@gmail.com</a>
Newsletter Editor	Jerry Klug	(541)550-6299	<a href="mailto:turningwood@bendbroadband.com">turningwood@bendbroadband.com</a>
Tops Czar	Skip Burke	(503) 233-4263	<a href="mailto:drgramp@comcast.net">drgramp@comcast.net</a>

## CASCADE WOODTURNERS SPONSORS

Support of the sponsors listed helps maintain our hobby supplies. Remember that your current membership card is good for discounts at these firms


[Gilmer Wood Company](#) Exotic and Domestic Hardwood from Around the World  
[KLINGSPOR Abrasives, Inc.](#)      [Rockler Woodworking & Hardware](#)  
[Woodcraft Supply](#)      **Woodcrafters**      Carbide Saw



**CRAFT SUPPLIES USA**  
THE WOODTURNERS CATALOG

CRAFT SUPPLIES USA *The Woodturners Catalog* [www.woodturnerscatalog.com](http://www.woodturnerscatalog.com)  
1287 E 1120 S      Provo, UT 84606      801-373-0919

**CARBIDE SAW**  
Sales & Sharpening



**Tad Wille**

- Saws
- Custom Cutters
- Routers
- Bandsaws
- Knives
- Abrasives

4040 SE Division  
Portland, OR 97202

Ph: 503-235-2260  
Fx: 503-233-1807

Turning Times



Susan & Les at North Woods  
[service@nwfiguredwoods.com](mailto:service@nwfiguredwoods.com)  
<http://www.nwfiguredwoods.com/>  
56752 SW Sain Creek Rd  
Gaston Or 97119  
PO Box 808  
Forest Grove OR 97116  
503-357-9953  
800-556-3106



*Happy Woodworking to you! Les and Susan!*

**WOODCRAFTERS**  
Everything for the Woodworker, and More!

Check Out Our  
Woodturning Lathes  
& Accessories from  
**ONEWAY**  
MANUFACTURING  
**POWERMATIC**

**JET**  
Domestic & Exotic Hardwoods,  
Sharpening & Finishing Supplies


**Razor-Sharp Edge**  
- M42 Cobalt HSS

**Strong Handles**  
- Made with solid aircraft grade aluminum

**Reduced Chatter**  
- A round bit fits into a round hole for reduced chatter  
- Our solid aluminum handles greatly reduces vibration

**Carter and Son Toolworks**  
Quality At Its Best  
Made in the USA

212 N.E. Sixth Ave. • Portland, Oregon 97232-2976 • phone: 503-231-0226 • toll-free: 800-777-3709 • [www.woodcrafters.us](http://www.woodcrafters.us)



Milwaukie Hardwoods, LLC

- ◆ Turning stock, Burl, Spalted Wood, Slabs and lumber available
- ◆ 10% discount to CWT members
- ◆ Portable milling, transporting, drying and sale of locally harvested urban hardwoods

5111 SE Lake Rd, Milwaukie OR 97222

[www.milwaukiehardwoods, LLC](http://www.milwaukiehardwoods, LLC),

**503-309-0309**