

# Turning Times

THE OFFICIAL NEWSLETTER OF THE CASCADE WOODTURNERS



**JUNE 2021**

Please make sure that all content for the next newsletter reaches me by the 1<sup>st</sup> of July! [turningwood@bendbroadband.com](mailto:turningwood@bendbroadband.com) Thanks!

**NEXT MEETING: 6:00PM, THURSDAY, JUNE 17<sup>th</sup> VIA NEW TECHNOLOGY**

## Presidents Message

President's Message: June, 2021

Happy June!

I hope you enjoyed the May meeting with Keith Gotschall turning his Hollywood Bowl. I really enjoyed him taking audience feedback about how the style of the Hollywood Bowl has changed character over the many iterations he has built over the years.

This month we will have something completely new and different. Johnna Klukas will demonstrate how to build her beautiful Rocket Ships. Johnna also does multi-axis turning, sculpture and boxes, but this month we have asked her to demonstrate her Rocket Ships.

I will work out the details with the Cascade leadership team, but I feel a challenge coming on in June for Rocket Ships! Please see my article on The Rocket Ship Challenge in this newsletter.

You can find Johnna's gallery here:

<https://www.trainedtermites.com/gallery>

We will have our usual Show & Tell before Johnna's demonstration, so please send your photos to Harvey Rogers.

In July, we will have Dale Larson demonstrating how to go from a rough turned bowl to a finished bowl. I have had several requests for this demonstration and have recently arranged the capture of this demo. Dale will personally narrate the video for our July meeting. I want to thank Roger Crooks for capturing the video in Dale's shop and editing the video clips into a nicely flowing demonstration video.

In August, we plan to show a video of our own Marjin Wall and Kimberly Winkle demonstrating turning as well as techniques for milk painting. Both Marjin and Kimberly turn very interesting objects, with unusual shapes – and they decorate the objects with unique designs and colors. Kimberly is a well published furniture maker and woodturner and is also Professor of Art and Director of the School of Art, Craft & Design at Tennessee Technological University.

I look forward to seeing each of you via Zoom on Thursday, June 17th at 6:00 PM.

Thanks,

Gary Borders  
President, Cascade Woodturners  
[gbborders@comcast.net](mailto:gbborders@comcast.net)

## **Cascade Woodturner's Rocket Ship Challenge in June, 2021**

On June 17<sup>th</sup> 2021, our demonstrator will be Johnna Klukas turning very cool Rocket Ships. Many of Johnna's rocket ships look like what we all envisioned rocket ships to be back when we were young children. Buck Roger's cartooney rocket ships and many other styles that look to be straight out of the serials of the 1940's and 1950's.



The Cascade Woodturner's leadership team is throwing down a challenge for the club during our June, 2021 meeting that we would like to see what your vision of a turned rocket ship would be.

Think about something you can give your kids or grandkids, nieces or nephews as a birthday or Christmas present. Take a look at Johnna Klukas' website for some early inspiration:

<https://www.trainedtermites.com/gallery>

We have put together a wood kit for anyone that would like to take up the challenge. Plus, there will be \$10 Craft Supplies gift certificates for the first ten people that complete this challenge project and submit a photo to Harvey Rogers. After the June meeting, you can contact one of the members of the leadership team to get the wood kit – including a matching set of fins – you can't have a rocket ship without some gnarly looking fins!

Also note that your custom rocket ship can also be a one or more compartment box – as pictured on Johnna's website. Credit to Johnna Klukas for the photos in this article.



Please complete your projects in time to enter them into Show and Tell for our August meeting – this will give you about 8 weeks after the demonstration.

Thanks,

Cascade Challenge Leadership Team,  
Gary Borders  
Suzanne Jensen  
Steve Walgrave  
Harvey Rogers

## **MEMBERSHIP CARDS**

Available Online Now

Cascade Members, you can now access your member card ONLINE!

The Member Card can be downloaded to your phone as a Pdf file, or you can print it out and keep it in your wallet. Either way, you will want to have it handy to ensure that you get your member discount

through our supporting suppliers. Discounts, though not on all items, typically will save you 10%. See our list of supporters and Discounts on our website!

To get your card, just log into the Cascade website, then click on your name at the top left of the screen – this takes you to your personal profile view. Your card will be there waiting for you, in a printable Pdf format or as a smartphone optimized image. It will be there as long as you are a member!

P.S. While you are in your profile page, you may want to create and/or add some photos of your work into your Member Photo Albums. Just click on the “Member Photo Albums” just above the ‘Membership Details’ and go from there!

Enjoy! If any questions or issues, call or email me.

Steve  
(503) 997-6378

## **VOLUNTEERS NEEDED – for a ONE day show**

The **Gresham Arts Festival** will be held Saturday, July 17, 2021, and we are going to need volunteers to demonstrate turning, talk with the public, plus set-up and take down. We will also need to have items to display on shelves to highlight the type of work that can be done on the lathe, but please NOTE that being a non-profit, we are not able to sell anything. If you are available to turn and/or display some of your work, please contact

***Len Otto at 503-200-8193 (cell).***

This is a delightful day of connecting with the public, passing out your business card for future sales... and making small items on the lathe that can be given away.

We realize this date is also the first day of the AAW’s Virtual Symposium, but since the symposium is recorded you can still volunteer and then watch the demos later at your leisure.

We will have more info on details such as place, time, duties, etc., but please put this date on your calendar and let Len know of your interest in participation!

### ***Gresham Arts Festival***

Our presence at the *Gresham Arts Festival* in 2019 was a rousing success. It was so rousing, in fact, that as the *Festival* began, we were awarded a 3<sup>rd</sup> place ribbon for demonstrating “Art in Action.” Only three awards were given out of 150 juried artists, and we got one; as the organizer for Cascade, I was delighted to accept the award. This year we were juried into the *Festival* for a second time.

I spent all day at the *2019 Festival*, and went home exhausted but totally impressed with how our members were connecting with the public, especially children. From Jerry making tiny hedgehogs and

giving them away to kids, to Howard making his baby rattles and handing them to delighted children, to Russ, Suzanne, Harvey, Adam (box-maker extraordinaire), and Connie, to Lynne (earrings) and Pete, all making connections and stirring up interest in the art and craft of woodturning, I say “Wow! You guys are awesome.” Others helped behind the scenes: Bill, Pete, Randy, Dale, Dan, Howard...My apologies to anyone I missed!

If you haven't been to the *Gresham Arts Festival*, it truly is worth going. Better yet, sign up for a turn at our booth, either turning or talking (greeting people, explaining, etc.). If you can't be there for whatever reason, help behind the scenes by loaning us a piece of your work, helping set up, donating a few pieces of wood, or something.

Looking forward to seeing you there!

Len Otto (503-663-0794 or [Len@HonorYourPast.com](mailto:Len@HonorYourPast.com))

## DALE'S CORNER

***Regular monthly Open shop sessions at Dale Larson's shop have been cancelled.*** With health officials recommending crowds from not gathering, it seems sensible to not pack 20 people into one shop. With that said, if any member wants help with chain sawing wood, band sawing wood, sharpening tools or some question about turning, please feel free to call me and we will set a time for you to come over to the shop. One on one is simply more relaxed and safer at this time. I think we may be able to restart open shop the last of August. We will make a call in early August if we are able to hold open shop Saturday.

I just had an article published in the French woodturning Journal on turning bowls. I thought it might be of interest.

# Tourneur de bols


PAR DALE L ARSON

TRADUCTION ALAIN MAIL LAND

Je tourne des bols en bois parce que ça donne de l'équilibre à ma vie. Je suis d'un naturel solitaire et je me sens bien, tout seul dans mon atelier. Tourner des bols me laisse libre d'interagir dans le monde comme je le souhaite. J'ai découvert le monde du tournage sur bois comme une merveilleuse confrérie de personnes prêtes à partager. Ils sont généreux par leur temps, leurs talents, et — la plupart du temps — leur bois.

**J** ai passé une partie de ma carrière comme officier de police, et la plupart du temps travaillé sur des trafics d'amphétamines, à rechercher des laboratoires de drogue et des fugitifs.

C'était un boulot intéressant et je l'ai aimé. Mais travailler avec de belles essences de bois et tourner des bols a apporté un équilibre à ma vie, et m'a rappelé que la plupart des membres de la société sont des gens bien. Tourner le bois m'a fait rencontrer des gens du monde entier et m'a permis de voyager pour enseigner.

Quand j'ai commencé à tourner il y a de cela quarante deux ans, je n'aurais jamais pensé que cette activité m'ouvrirait tant de portes sur le monde. Eli Avisera et moi avons amené un tour sur les bords de la Mer Morte, et tourné des sphères à cet endroit, le point le plus bas  la surface de la Terre. Quel beau chemin de vie !

## LES DÉBUTS


Lors de ma dernière année de lycée, j'ai pris un cours de tournage sur bois. Le professeur nous avait demandé de réaliser quelque chose à poser dans un coin de la pièce. J'ai tourné une forme refermée en noyer de 10 cm x 25 cm et j'ai collé un feutre vert sur le dessous du bol.

Cinq ans plus tard, en 1978, je suis allé pêcher en Alaska, et la famille chez qui je logeais possédait un vieux tour. J'ai demandé si je pouvais l'utiliser. L'homme avait apporté du cerisier vingt ans plus tôt dans l'idée de façonner quelques saladiers. J'ai tourné en raclant un gros bol et un jeu de petits bols, et j'ai passé beaucoup de temps à poncer !

Quand je suis revenu dans le sud après cet été, je me suis acheté un tour Craftsman avec douze outils pour 115 \$ (pour l'entrepointes), et j'ai commencé à racler

Avec Eli avisera au bord de la Mer Morte.





Dale vit à Grisham, dans l'Oregon. Il tourne depuis quarante deux ans. Il s'est spécialisé dans le tournage de bols ovales en madrone et érable. Il vend ses bols dans des galeries aux USA. Il écrit aussi des articles, fait des démonstrations et enseigne dans plusieurs écoles. Il est aussi très impliqué dans le monde associatif, il a été président de plusieurs associations.

des bols. Ça m'a pris quatre heures pour faire un bol, et quatre autres heures de ponçage en démarrant avec du grain 50 !



## AAW NEWS

**AAW** | AMERICAN ASSOCIATION  
OF WOODTURNERS

## Live Online Events

Your AAW is offering numerous on line demos each month for your participation and enjoyment. There were over a dozen scheduled this month alone. Check out the “Remote Demonstration Event Calendar” on your AAW web page [https://community.woodturner.org/events/ird-demonstrations?\\_zs=U5Eib&\\_zl=agET2](https://community.woodturner.org/events/ird-demonstrations?_zs=U5Eib&_zl=agET2) then click on “events”.

## Registration is open!

**Registration is now open for the 2021 AAW Virtual Symposium, July 17-18!**

**Currently scheduled demonstrators:**

- Nick Agar, Turning Platters with Decorated Rims
- Stuart Batty, Bowl Turning: The 40/40 Grind
- Dixie Biggs, Need Some Relief?
- Trent Bosch, Sienna Series Hollow Forms
- Bruce Campbell, Managing Green Wood
- Pat Carroll, Square Box with Pewter Inserts
- Nick Cook, You Light Up My Life Table Lamp
- Rebecca DeGroot, Mini Aquifer: A Wood/Resin Hybrid Droplet
- Mark Dreyer, Standing Out in the World of Pen Making
- Art Liestman, Flame Texturing of Highly Figured Hardwoods
- JoHannes Michelsen, Full-Size Wearable Wood Hat
- Al Miotke, Segmented Vase Construction

Register today and you'll have a front row seat to all the action. The Virtual Symposium will be your chance to benefit from the collective know-how, innovation, and creative passion of woodturners worldwide all in one venue and from the comfort of your own home. AAW will use an enhanced virtual event software platform to offer multiple concurrent live demonstration tracks, panel discussions, special interest topics, a trade show, Instant Gallery, live and silent auctions, drawings, and more. You'll be able to plan your experience, hop back and forth between sessions, and have opportunities to engage with other attendees face-to-face.

## Cost

Admission is \$45 for AAW members and \$60 for all others. With 12 featured demonstrations, that's as low as \$3.75 per demonstration. A great value! And, you get many other compelling event elements included with the price of Virtual Symposium admission.

## Replay

When you register, you'll have access to recorded replays of featured demonstrations and panel discussions even if you're not able to participate in the complete two-day online experience. You'll be able to watch them on your own time

## More Information and Details

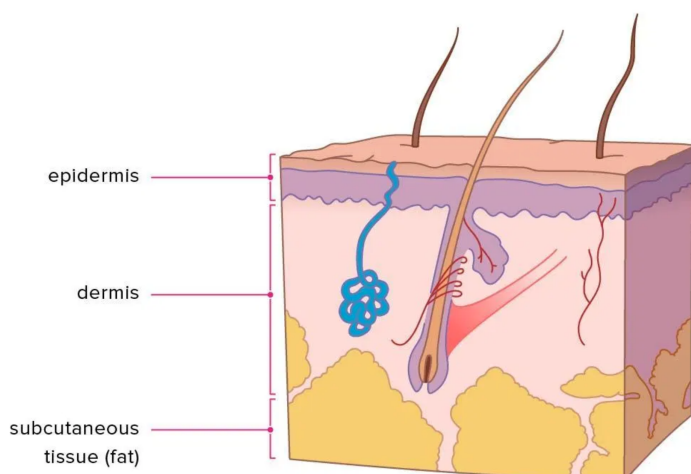
The latest information about the [Virtual Symposium is on our website](#) and will be updated regularly. The schedule and program detail are coming soon.

# SAFETY REMINDER

## Splinters

I recently read an article by a former professional woodworker. He described how, back when he used to spend all day woodworking, he would sometimes just stare at his hands at the end of the day. The callouses, the dry and cracked skin, the split nails, and the little white scar streaks reminded him of all the things that his hands had to do while they worked for him. He was proud of those working hands.

He hadn't done professional woodworking for years, but he still had small piles of wood lying around that were too nice to throw out. One day he decided to organize those piles. When he was done picking up the wood and moving it around he noticed his hands were hurting in a way he didn't remember, so he took a close look at them, like he used to at the end of a day of woodworking.



To his surprise, his hands had lots of splinters. He didn't used to get lots of splinters, and he wondered why he was getting them now.

He realized that all the work he used to do with his hands toughened up his skin, almost like his hands were wearing armor. So when his tough hands

encountered a would-be splinter, either the splinter wasn't strong enough to penetrate his hand armor, or it would only go part way through his tough, thick skin.

But without the regular woodworking his skin is softer, and because he is older his skin is thinner. So splinters that would not have penetrated his work-hardened skin in the old days, slipped right through his skin and into his tender, moist flesh.

Reading that article made me think about the splinters I have gotten over the years. I remember little tiny ones I could hardly see, but hurt when I touched the surface of my skin, ones that slid under the skin and left a long, dark line, and ones that went straight in like the wood was trying to stab me. But mostly I remember the ones I didn't tend to promptly, that got worse the longer they stayed in.

I decided to learn more about wood splinters. Here's a summary of what I learned:

1. Your skin really is like armor. But it won't necessarily be thick, strong armor. It might be supple, thin armor. Which kind of armor you have and where you have it depends on your genes, how you have been using that armor recently and, to a certain extent, how old you are. So the fact that you didn't used to get splinters that would cause you trouble doesn't mean you won't get them now.

2. If a splinter breaks through your skin into the tender, moist flesh below, your body won't like it. Several different things may happen, and none are fun. The splinter might simply have something poisonous on it (think of the curare-tipped blow-gun darts in Indiana Jones). Or the splinter may introduce "germs" (bacteria, fungus, viruses or similar nasties) that would die on the surface of your skin, but will multiply happily and enthusiastically in the soft, moist flesh under your skin. Or your body may decide that the wood of the splinter itself is something your body needs to eliminate, and it will send the soldiers of its immune system to get rid of the splinter. Your sensitivity to splinters from particular kinds of wood may get worse over time. You might not be bothered at all the first time or two you get a red cedar splinter, get a bit of swelling the third time, and get a dramatic infection the fourth time. Or you might not. So basically, if you get a splinter that penetrates your skin, you can't be sure your body won't react adversely.

3. Although you can't be sure how your body will react to a splinter, you can be sure that, the longer you leave the splinter in your body, the more severe your reaction is likely to be. So, if you get a splinter that penetrates your skin, you should remove it promptly.



The best tool for removing an average splinter is a pair of tweezers. Tweezers, it turns out, come in different shapes that are made for different purposes. I realized that recently when I got a splinter and grabbed a pair of tweezers my wife had in the bathroom. They had a long, flat grabbing surface and a square tip. They would have been perfect if I wanted to pluck my eyebrows, but were useless for trying to

grab the tail of a splinter that was just below the surface of my skin.

The right kind of tweezers for splinters have pointed tips that can grab the end of a small splinter. Here's a link to a Wirecutter review that shows a pair of tweezers designed for plucking hairs, and another pair designed for splinters:

<https://www.nytimes.com/wirecutter/reviews/the-best-tweezers/>

4. Have you ever heard someone describe a delightful time as “totally splintery?”

No. You haven't. That's because, unlike certain drugs, there is no recreational benefit whatsoever in getting splinters. Getting splinters always sucks. So all of us should try to avoid getting splinters. And the best way to avoid getting your average splinter is to wear gloves when you handle boards, especially boards with rough edges.

Turn safely and stay healthy - and splinter-free!

Harvey Rogers, Safety Officer

## LIBRARY NEWS

Hi Everyone,

We miss you! It's been too long since we've gotten together. Please don't forget us – we're here and thinking about you.

Since we are not having in person meetings for the foreseeable future, please remember to keep your *Cascade Woodturner's* library books, magazines, and videos in a place you can find them, so that when we do start having meetings again (or have another system in place), you will be able to return them to us. We would be happy to remind you of what you have checked out, except the card boxes are in the storage crate at the carpenter's center...we didn't foresee us being in the middle of a pandemic. Not sure how we missed it coming. Anyway, please, please keep track of the books, videos, magazines, and anything else you may have. Thank you!

Len (print material) and Suzanne (digital collection)

Thanks Jerry!

*Len & Suzanne*

Len Otto

[Len@HonorYourPast.com](mailto:Len@HonorYourPast.com)

H: 503-663-0794 C: 503-200-8193

## MEETING SCHEDULE 2021

Turning Times

DATE	DEMONSTRATOR	
JUNE 17	<b>Johnna Klukas</b>	<i>Zoom meeting</i>
JULY 15	<b>Dale Larson</b>	<i>Zoom meeting</i>
AUG 19	<b>Marjin Wall and Kimberly Winkle</b>	<i>Zoom meeting</i>
SEPT 16		
OCT 21		
NOV 18		

\*\* Plan on an all day demo and an all day hands on class following the meeting date

## DEMOS - CLASSES – SEMINARS

*-Due to the Coronavirus cancellations check to see if the MAC is open or if our woodturning stores are still open and having classes or demos-*

**Multnomah Arts Center:** Multnomah Arts Center in SW Portland continues to have woodturning classes. Check their catalog or phone 503 823 2787. You can goggle their website for the catalog. Jerry Harris and Russ Coker are again teaching woodturning at "Multnomah Arts Center". If you are interested, please contact Multnomah Arts Center at 503 823 2787. The cost is very reasonable and all tools, wood and equipment is provided. The woodturning classes that I teach at the Multnomah Arts Center in SW Portland continue to be only partially filled. There are 6 places and we have only been having 2 to 4 students. The costs for the classes are very reasonable and we provide tools, equipment and wood. No coffee but Starbucks is just across the street. Thanks, Jerry Harris

**Rockler Woodworking** 503-672-7266, [www.rockler.com](http://www.rockler.com)

- Contact store for class details

**Woodcraft** 503-684-1428, [www.woodcraft.com](http://www.woodcraft.com)

- Contact store for class details

**Woodcrafters** 503-231-0226, 212 NE 6th Ave, Portland, [www.woodcrafters.us](http://www.woodcrafters.us)

- Contact store for demo details

## COMPANY STORE

*The Store will be carrying a second type of Sheet Abrasive for our members.*

*Keeping the Klingspor quality while offering a new line of sandpaper. Which will reduce your cost of sandpaper and decrease your lathe time. We are currently offering Silicon Carbide (wet and dry), as of the next meeting you can purchase Aluminum Oxide in sheets of 9" x 11" and 80 to 400 grit.*

Through the club, we purchase many items that are commonly used by woodturners. We buy in bulk and sell at cost. Just another benefit of being a member of Cascade Woodturners! If a number of members want a certain item, we could be low on it.

Cascade WoodTurners now has an online STORE for your turning supplies!

Since we are not having in-person meetings, and until we do, we have created an online store for you, our members. You will find it on the Cascade Website, in the Members Only section. Orders and payments are all handled online. Then, once a month a location will be identified as the order pick-up location, hopefully centralized based on the orders. Try it, you'll like it!

## Price List

<b>Sandpaper</b>
------------------



<b>Black</b> KL 385 J-Flex Heavy cloth backing	
80   100   120   150   180   220   240   320   400   600 grits	<b>1.50</b>
<b>White</b> PS-33 paper backing	
80   100   120   150   180   220   240   320   400 grits	<b>0.80</b>
<b>4" x 6" 12 Pack Sandpaper (1/4" sheet)</b>	<b>2.50 Per Pack</b>

<b>Cyanoacrylate (Ca) Glue (2 oz)</b>	<b>7.00</b>
Thin Super Fast EM-02	
Medium EM-150	
Thick Gel EM-2000	
Medium Thick EM-600	
<b>Ca. Accelerator (8oz) pump spray</b>	<b>9.00</b>
<b>Large Ca. Glue (16oz)</b>	<b>33.00</b>
Super Fast Thin EM-02	
<b>Gel De-bonder (2 oz)</b>	<b>7.00</b>
<b>Anchor Seal #2 (1gal)</b>	<b>8.00</b>
<b>Walnut Oil (16oz)</b>	<b>4.00</b>

Tee shirts currently out of stock – Reorder can be made for quantity orders

Tee Shirts	\$10.00 ea
------------	------------

## CLASSIFIEDS

To place or continue an ad, contact Jerry Klug at [turningwood@bendbroadband.com](mailto:turningwood@bendbroadband.com) . We will run ads in the next newsletter after receiving your ad. Let us know if you want your ad continued more than one month.

**FOR SALE:** Long time Cascade woodturner Bob Espen died in February. His wife Terry is selling his equipment. The equipment is in Toledo Washington just off I-5. Sometime this summer a sale will be set up for the small tools and wood. Below is a list of the big equipment for sale. If you are interested in the big equipment contact Terry Espen at 360-269-3886

## Turning Times

Woodfast lathe model m410 shortbed \$1600



Woodfast lathe model m910 \$2000




Powermatic disk/belt sander \$800



Delta unisaw table saw \$400

## Turning Times



Rockwell Delta router table model 43-502 \$250



Craftsman welder 230/280 amp \$150



Craftsman tool chests each \$150



**FOR SALE:** General Lathe M160 110vt, variable speed, 1" thread, 12" capacity. \$800 - General Lathe M260 220 vt, variable speed, 1 1/4" thread, 12" capacity. \$1200 - Dewalt Thickness planner 13" model DW735 \$300 - Clean Stream dust collector 1 1/2hp 110/220 vt \$250 - Grizzly table saw 3hp 220 vt 10" blade \$300 - Makita miter saw model LS 1000 \$50 - Delta industrial drill press model 17-968 \$500 - Vicmarc VM100 chuck \$175 - Oneway chuck (no key) \$200

## Turning Times

Vince Nance, former member of Cascade woodturners is retiring from woodturning and has to sell his place. He has the following tools for sale. His house is located in inner SE Portland. Phone 503-719-5316.

**FOR SALE:** HI Guys,

Well, where do I start? I am hoping this finds you all well with all that we have been undergoing. What a time, Huh? Well, I have hung up my gouges and must call it quits, just can't do it anymore. Therefore I am putting up for sale, and at good prices, my collection of turning tools and machinery. I wish to offer them for sale to any of the members of the Turning Club I am very fond of, " Cascade Woodturners".



r \$2200.00



A Laguna 14/12 bandsaw for \$600.00



Jet Dust Collector For \$250.00



An assortment of turning tools and chucks at very low prices

If someone may be interested in real turning bargains please call and we can set a time for you look see and maybe just maybe go home with some real bargains. I prefer cash, but will work with you. I am Joe Escriva and live in Gladstone, just out of Milwaukie. Phone 503-320-3439 Thank you and have a good turn.

**FOR SALE:** Oneway Spindle Steady Part No. 3280 with 1 ¼ inch gap bed clamp (for Oneway lathe). Used, but good shape. I thought I was buying the bowl steady. New ones are about \$130 plus \$20 for the clamp. \$75 or trade for a bowl steady or maybe something else. John Replinger 503-719-3383

**FOR SALE:** 1980 Ford F-350 Ranger XLT Camper Special Std Cab Pick Up Truck with canopy. About 30,000 miles on engine rebuild, Auto trans, 2 speed Beaver 10K winch, Great log hauler. \$8500 Skip Burke (503) 233-4263 [drgramp@comcast.net](mailto:drgramp@comcast.net)

## CASCADE WOODTURNERS OFFICERS AND CONTACTS

President	Gary Borders	(360) 609-1241	<a href="mailto:GBBorders@comcast.net">GBBorders@comcast.net</a>
Vice President	Suzanne Jensen	(772) 521-5102	<a href="mailto:suz.jensen@gmail.com">suz.jensen@gmail.com</a>
Treasurer	Ken Kirkman	(360) 687-9866	<a href="mailto:kenpegkirkman@gmail.com">kenpegkirkman@gmail.com</a>
Secretary	Steve Walgrave	(503) 997-6378	<a href="mailto:woodsven13@gmail.com">woodsven13@gmail.com</a>
Safety Officer	Harvey Rogers	(646) 660 3669	<a href="mailto:harveyrogers@gmail.com">harveyrogers@gmail.com</a>
Member at large	David Williams	(503) 997-2541	<a href="mailto:dwilliams97007@yahoo.com">dwilliams97007@yahoo.com</a>
Member at large	Russ Coker	(503) 701-2508	<a href="mailto:racoker@comcast.net">racoker@comcast.net</a>
Member at large	Tom Hansen	(360) 213-6712	<a href="mailto:thansenhomestead@gmail.com">thansenhomestead@gmail.com</a>
Video Librarian	Suzanne Jensen	(772) 521-5102	<a href="mailto:suz.jensen@gmail.com">suz.jensen@gmail.com</a>
Librarian	Len Otto	(503) 663-0794	<a href="mailto:Len@HonorYourPast.com">Len@HonorYourPast.com</a>
Company Storekeeper	Steve Walgrave	(503) 997-6378	<a href="mailto:woodsven13@gmail.com">woodsven13@gmail.com</a>
Web Mistress	Kathleen Duncan	(360) 574-0955	<a href="mailto:woodspinner@gmail.com">woodspinner@gmail.com</a>

Newsletter Editor Jerry Klug (541) 550-6299

[turningwood@bendbroadband.com](mailto:turningwood@bendbroadband.com)

Mentor Coordinator Skip Burke (503) 233-4263 [drgramp@comcast.net](mailto:drgramp@comcast.net)

## CASCADE WOODTURNERS SPONSORS

Support of the sponsors listed helps maintain our hobby supplies. Remember that your current membership card is good for discounts at these firms

**Gilmer Wood Company** Exotic and Domestic Hardwood from Around the World

**KLINGSPOR Abrasives, Inc.** **Rockler Woodworking & Hardware**


**Woodcraft Supply** **Woodcrafters** Carbide Saw



**CRAFT SUPPLIES USA**  
THE WOODTURNERS CATALOG

CRAFT SUPPLIES USA *The Woodturners Catalog* [www.woodturnerscatalog.com](http://www.woodturnerscatalog.com)  
1287 E 1120 S Provo, UT 84606 801-373-0919

**CARBIDE SAW**  
Sales & Sharpening



**Tad Wille**

- Saws
- Custom Cutters
- Routers
- Bandsaws
- Knives
- Abrasives

4040 SE Division  
Portland, OR 97202

Ph: 503-235-2260  
Fx: 503-233-1807





**WOODCRAFTERS**  
*Everything for the Woodworker, and More!*

Check Out Our  
Woodturning Lathes  
& Accessories from  
**ONEWAY**  
MANUFACTURING

**POWERMATIC**

**JET**  
Domestic & Exotic Hardwoods,  
Sharpening & Finishing Supplies


212 N.E. Sixth Ave. • Portland, Oregon 97232-2976 • phone: 503-231-0226 • toll-free: 800-777-3709 • [www.woodcrafters.us](http://www.woodcrafters.us)

**Razor-Sharp Edge**  
- M42 Cobalt HSS

**Strong Handles**  
- Made with solid aircraft grade aluminum

**Reduced Chatter**  
- A round bit fits into a round hole for reduced chatter  
- Our solid aluminum handles greatly reduces vibration

**Carter and Son Toolworks**  
Quality At Its Best  
Made in the USA



Milwaukie Hardwoods, LLC

- ◆ Turning stock, Burl, Spalted Wood, Slabs and Lumber available
- ◆ 10% discount to CWT members
- ◆ Portable milling, transporting, drying and sale of locally harvested urban hardwoods

5111 SE Lake Rd, Milwaukie OR 97222

[www.milwaukiehardwoods, LLC](http://www.milwaukiehardwoods, LLC),

**503-309-0309**