

Turning Times

THE OFFICIAL NEWSLETTER OF THE CASCADE WOODTURNERS



JULY 2020

Please make sure that all content for the next newsletter reaches me by the 30th of July! turningwood@bendbroadband.com Thanks!

NEXT MEETING: 6:45PM, THURSDAY, July 16th VIA NEW TECHNOLOGY

Presidents Message

Happy July!

We have a great line up of professional guest demonstrators in July and August.

I thought Art Liestman's demo on June 18th was really excellent. It was a nice break to see a different style of decoration – and a style that I feel I could do and have it come out nice. Thank you Art!

Please be sure to attend our July meeting on the 18th. We will have our usual show and tell as well, so please provide your photos to Harvey or me for sharing. We have John Beaver returning by popular demand! Ours will be one of John's first remote interactive demos, so we are fortunate the timing worked out to have him present to Cascade this month. He will be demonstrating his 'Wave Bowl' process. If you haven't seen John's work, check it out at: <https://www.johnbeaver.net/>

We have Cindy Drozda lined up for our August 20th meeting. I recently attended one of her public sessions and I have to say I was extremely impressed with the entire event. Cindy's turning skills are incredible – she did one of her signature Finial Boxes. In addition, Cindy has one of the best shop setups for remote demonstrations. Her demo for Cascade in August will be excellent, but if you want to see more, check out WWW.cindydrozda.com for one of her online sessions. It is great entertainment for only \$10.

We are planning to run our monthly Cascade meetings via Zoom for the foreseeable future for the safety of our membership. I have been working with some of our Cascade Board members to set up a Forum on our website for question and answer from other members in the club. All credit is due to Harvey and Steve Walgrave on this topic.

Steve has also helped me set up our first virtual auction. I might have mentioned that Joe Escriva has donated much of his turning stock to Cascade. I have photographed and measured each piece and created three auction lots for members of Cascade to bid on. Each lot has about 20 pieces, so take a look in the Forum section of the website and just reply with your bid. Previous bids are displayed, so you always know the current bid. We will keep the bidding open for about two weeks to allow everyone a chance to bid. I will bring the wood to the winning bidder in a COVID-19 safe manner. We also have two excellent 'Rice Bowls' made and signed by Eric Lofstrom. We will put these bowls in the Auction section of the forum as well.

I also want to make sure all our members can feel comfortable using Zoom. Please contact Harvey or me if you would like a short, private Zoom meeting to ensure your set up works with Zoom. Just shoot either of us an email and we will set up the meeting and send you the link. Cascade Woodturners likes to have a mix of professional, touring demonstrators and we like to showcase some of our local turning talent from CWT and nearby clubs. This year will be no exception, we have possible openings for local demonstrators this Fall. If you would like to step up and do a demonstration or know someone from one of the local clubs that would be a good candidate, please contact me via email – my email address is listed below in this newsletter. I look forward to seeing each of you online on Thursday, July 16th at 6:45 PM, via Zoom.

Gary Borders
CWT President
Email: gbborders@comcast.net

CASCADE MENTORS

Need some advice on turning? Unsure of the correct way to sharpen that new gouge? Haven't got to an "Open Shop" session? Here are a group of experienced members that are willing to aid your turning experience.

Skip Burke (Mentor Program Coordinator)	(503) 233-4263	drgramp@comcast.net
Howard Borer	(503) 901-3401	howardborer@yahoo.com
Dave Gutschmidt	(360) 823-9835	dave.gutschmidt@mac.com
Mike Meredith	(503) 522-0531	mmeredith23@comcast.net

Anyone interested in mentoring other club members, please contact Skip to be added to the list.



There isn't much time left to register for the AAW Virtual symposium. Check this newsletter elsewhere for more information. Here is the symposium web page: <https://www.woodturner.org/Woodturner/2020-Virtual-Symposium/2020-Virtual-Symposium---Homepage.aspx> For \$20.20 for both AAW members and non-members, you can't afford to miss this!

Another pandemic-related endeavor at AAW is our Interactive Remote Demonstrator (IRD) page. Since the beginning of the pandemic, more of the demonstrators have started doing interactive remote demonstrations. But, unless demos, you missed out. At one of our board meetings, I suggested we put together a web page where demonstrators could enter information about their IRD's and the rest of us could peruse the page and find out when the events were happening. With links to the demonstrator's registration page, it would just to one click to register for an event. Our new computer technology allowed the staff to put this together very quickly. At the time of this writing, it is in test mode, but I expect this to be up and running very soon. With this new service, you'll be able to sit and watch demonstrations all over the world. Most demonstrators charge about \$10 to attend one of their IRD's.

Kathleen
woodspinner@gmail.com
360-241-3378

CASCADE FORUM

Q & A Forum for Cascade WoodTurners

The Website for Cascade WoodTurners now has a Question & Answer discussion Forum for all members to ask questions pertaining to woodturning issues, and for all members to respond with their thoughts and perspectives. Pictures can easily be attached to help clarify issues. By using this discussion forum, all members can reap the benefits of our member's wisdom, as well as appreciate that others may have the same issues and problems as we do.

Only Logged In members may enter questions or replies.

To access this Q & A Forum, once logged in, go to the 'Members Only' segment (in the horizontal menu under the 'Cascade WoodTurners Association' banner) and click on 'Forums', and then on the 'Q & A'. (Other forums are planned for our future)

Many different 'Topics' can/will be listed, with the latest topic entered at the top of the list. Members can select a Topic to read and/or Reply, or they can create a New Topic for discussion. For those members interested in these discussions, at the top of the discussion page, there is a 'Subscribe/UnSubscribe' button. By subscribing, the member will get an Email notifying them of additions to the Q & A discussion forum, either new questions or new replies, and then at their leisure they can review the new input.

We hope that this addition will be of benefit to all our members and help us grow our skills and the craft. Feedback and comments are always welcome.

Steve Walgrave

DALE'S CORNER

Open shop set for June 26th at Dale Larson's shop has been cancelled. With health officials recommending crowds from not gathering, it seems sensible to not pack 20 people into one shop. With that said, if any member wants help with chain sawing wood, band sawing wood, sharpening tools or some question about turning, please feel free to call me and we will set a time for you to come over to the shop. One on one is simply more relaxed and safer at this time.

Graeme Priddle and Melissa Engler cancelled the August classes because of the ongoing virus situation. They will potentially reschedule a class for 2021.

I am doing an article on cleaning out your shop. Does anyone have a photo they can share with me of a "messy" or cluttered shop.

And thank you to everyone that came to Harold Enneberg's shop sale. There were some nice tools to be had and it helped the family. The best recycling.

Dale

SAFETY REMINDER

Another Opportunity to be Safer

I love tools. I eagerly read "tool porn:" magazines and internet sites with lovely pictures of tools and clever, talented people using them. And the lust those pictures excite make me to buy more tools than I really need.

Some years ago I realized I was getting so many gouges, skewers, parting tools and other fun cutting tools that I couldn't just lay them on a bench top. Actually, I really could (and did) just lay them on a bench top for a long time, but then I couldn't really find them, and trying to find them often made me poke my groping hand with the sharp ends of the tools.

Finally I searched the American Woodturner site (which used to be a lot harder than it is now), Googled lathe tool racks, and came up with a design. That design used a double rack of tools

Turning Times

mounted on top of a storage chest with wheels. I put the handles down and the tips up so I could see which tool was which. I was quite proud of myself.

Shortly after that I attended a “Gizmos and Gadgets” presentation at an AAW symposium and learned that one should *not* have a double rack of tools with the points facing up, because reaching over the points of the tools in the front rack might cause you to poke your hand or wrist.

I confess I never had that problem until I heard that, and then, after I heard that, I poked myself regularly.


But my tool rack was done, and it otherwise worked great. Still, I always intended to rebuild my rack someday.

We recently moved and built out my new shop. I decided it was time to redo my rack. But first I tried just turning the tools upside down in my old rack. That sort of worked, and it looked like this:



But the way this rack is built, with the tool tips pointing down, I couldn't see the tips of the tools at all, and I was really used to picking a tool by looking at the tip.

So I decided to build a tool rack for the top of my wheeled chest that would still hold a bunch of tools, but let me see the tips. I settled on making a bucket shape out of wood staves. It turns out that a 12" diameter base on the bucket let me put 18 tools around the outside of the bucket, which is only three fewer tools than I had in my old double rack. And I have a bunch more room I can start using inside the bucket.



It sort of works, and again, I was pretty proud of it (just like last time... 😊).

Steve Walgrave, our board secretary, is developing a “forum” section for our website. (You can find the new forum section of the website by clicking on “Members Only” at the top of the home page, clicking on “Forums.” The tool rack posts are in “Q and A.”)

I was helping test the “forum” section by posting something about my new tool rack. Steve kindly and quickly posted a picture of what he uses. Steve puts his tools into a rack on the side of the chest, with the points down. His tool rack is safe (no points to poke a groping hand), and handy, because it is mounted on a wheeled chest so he can move it where he wants it. And *he* didn’t have to build a staved bucket, which required me to exhume the moldy bits of my high-school trigonometry.



I'm going to add one of those to my wheeled chest. I'll use it to hold the tools I'm currently using for a project, so I don't have to spin my bucket around to find a tool I just put down.

Lathe tool storage perfection clearly continues to elude me, but I keep learning more and more. When I was first reading about turning I learned I shouldn't put my rack of tools behind my lathe, because that makes me reach across the lathe to get a tool. If I got sloppy and didn't shut

off the lathe before I grabbed a new tool, the lathe could do me serious harm. I now think of that as “obvious,” but lots of woodturners on YouTube have their tools stored in neat, nicely made racks directly behind their lathes. (They do look great on camera that way.)

That’s why my first rack was on a wheeled chest, so I could always move the tools where I can easily grab them, and I don’t need to reach across the lathe. But I built my first rack to hold my tools with the points up, and immediately learned that I shouldn’t have the points up. It took me years to come up with a better design and the enthusiasm to make it. Of course, as soon as I built the new rack, I found out how to improve it.

“Perfection is attained by slow degrees. It requires the hand of time.” *Voltaire*

Turn safely and joyfully!
Harvey Rogers, Safety Officer

FROM THE BOOK CORNER


Greetings fellow woodturners. We have added two books to our collection.

The first is *The Art of Turned-Wood Bowls* by Edward Jacobson, which is not a new book but one we did not have. It has been around awhile, and while it is not an instructional book, the collection of photos and vignettes of various woodturners from around the world is one many of you will find full of ideas.

The second is *Fluid Forms* ~ a book about turner Liam Flynn of Ireland. Again, it is not a "how to" book, but rather a book of beautifully photographed examples of Flynn's unique style. I personally enjoyed every page. I was left shaking my head in amazement at some of the effects Flynn achieved in his work. Included are tributes to the late Flynn by many who knew him.

If you are interested in checking out either book. That obviously will need to wait until we are able to reconvene as a group. Keep these two in mind (and let me know) if you would like to check out either one.

Be well, and turn safely,
Len Otto



MEETING SCHEDULE 2020

DATE	DEMONSTRATOR	
JUL 16	John Beaver	<i>Zoom meeting</i>
AUG 20	Cindy Drozda	<i>Zoom meeting</i>
SEP 17	TBD	
OCT 15	TBD	
NOV 19	Brian Harte	
DEC	No Meeting	<i>Merry Christmas</i>

** Plan on an all day demo and an all day hands on class following the meeting date

COMING EVENTS

July

AAW Symposium – “Zoom” due to coronavirus – registration by July 7th– July 10 – 12

Cascade meeting – July 16th – John Beaver by *Zoom meeting*

August

Cascade meeting – Cindy Drozda demo via Zoom - August 20th

DEMOS - CLASSES – SEMINARS

-Due to the Coronavirus cancellations check to see if the MAC is open or if our woodturning stores are still open and having classes or demos-

Multnomah Arts Center: Multnomah Arts Center in SW Portland continues to have woodturning classes. Check their catalog or phone 503 823 2787. You can goggle their website for the catalog. Jerry Harris and Russ Coker are again teaching woodturning at "Multnomah Arts Center". If you are interested, please contact Multnomah Arts Center at 503 823 2787. The cost is very reasonable and all tools, wood and equipment is provided. The woodturning classes that I teach at the Multnomah Arts Center in SW Portland continue to be only partially filled. There are 6 places and we have only been having 2 to 4 students. The costs for the classes are very reasonable and we provide tools, equipment and wood. No coffee but Starbucks is just across the street. Thanks, Jerry Harris

Rockler Woodworking 503-672-7266, www.rockler.com

- Contact store for class details

Woodcraft 503-684-1428, www.woodcraft.com

- Contact store for class details

Woodcrafters 503-231-0226, 212 NE 6th Ave, Portland, www.woodcrafters.us

- Contact store for demo details

COMPANY STORE

The Store will be carrying a second type of Sheet Abrasive for our members.

Keeping the Klingspor quality while offering a new line of sandpaper. Which will reduce your cost of sandpaper and decrease your lathe time. We are currently offering Silicon Carbide (wet and dry), as of the next meeting you can purchase Aluminum Oxide in sheets of 9" x 11" and 80 to 400 grit.

Through the club, we purchase many items that are commonly used by woodturners. We buy in bulk and sell at cost. Just another benefit of being a member of Cascade Woodturners! If a number of members want a certain item, we could be low on it. Please contact Russ Coker, (503) 701-2508 racoker@comcast.net a week ahead of the meeting so he could verify it is not out of stock and set it aside for you. *During the Coronavirus interruption, Russ can supply sandpaper, glue and walnut oil from his abode. Call and discuss the transaction.*

Price List

Sandpaper	
Black KL 385 J-Flex Heavy cloth backing	
80 100 120 150 180 220 240 320 400 600 grits	1.50
White PS-33 paper backing	
80 100 120 150 180 220 240 320 400 grits	0.80
4" x 6" 12 Pack Sandpaper (1/4" sheet)	2.50 Per Pack
Cyanoacrylate (Ca) Glue (2 oz)	7.00
Thin Super Fast EM-02	
Medium EM-150	
Thick Gel EM-2000	
Medium Thick EM-600	
Ca. Accelerator (8oz) pump spray	9.00
Large Ca. Glue (16oz)	33.00
Super Fast Thin EM-02	
Gel De-bonder (2 oz)	7.00
Anchor Seal #2 (1gal)	8.00
Walnut Oil (16oz)	4.00
Tee shirts currently out of stock – Reorder can be made for quantity orders	
Tee Shirts	\$10.00 ea

CLASSIFIEDS

To place or continue an ad, contact Jerry Klug at turningwood@bendbroadband.com . We will run ads in the next newsletter after receiving your ad. Let us know if you want your ad continued more than one month.

WOOD: My families long stored this Holly wood cut from a tree yard many years ago and stored in the basement there's only about five pieces left approximately 6 inches across 15 inches long. I would be happy to give it to somebody who could use it in the way it deserves. I live in Northwest Portland near the Fremont Bridge rachel-hibbard.net 3139 N. W. Vaughn St. 503 754-5417 text please

FOR SALE: I have a Powermatic 3520b lathe that I am offering for sale at \$2500. I bought it new in 2010 and have been the only user of it in my shop. I can offer a picture of it if necessary. Am working on taking it apart and moving it from my shop, which is hard to get to, to my garage which is easy to get to. Let me know if you need more info. Thanks, Jerry Harris
503 577 6909

FREE: Freshly cut english walnut for free! Bill Daudistel sends the following information about some free, freshly cut english walnut: A neighbor of mine cut down two large english walnut trees last week. The wood is available to anyone who wants some. If anyone is interested they should send him a text at 360-823-7108. His name is Mark, and is located in Hockinson, which is a little south and east of Battle Ground. There are three piles of branches similar to the one in Photo #1. Their lengths vary from a couple of feet to about ten or twelve feet long. (Bring a chainsaw.) The diameters are anything from 5-8 inches to 12-16 inches.

CASCADE WOODTURNERS OFFICERS AND CONTACTS

President	Gary Borders	(360) 609-1241	GBBorders@comcast.net
Vice President	Russ Coker	(503) 701-2508	racoker@comcast.net
Treasurer	Ken Kirkman	(360) 687-9866	kenpegkirkman@gmail.com
Secretary	Steve Walgrave	(503) 997-6378	woodsven13@gmail.com
Safety Officer	Harvey Rogers	(646) 660 3669	harveyrogers@gmail.com
Member at large	David Williams	(503) 997-2541	dwilliams97007@yahoo.com
Video Librarian	Suzanne Jensen	(772) 521-5102	suz.jensen@gmail.com
Librarian	Len Otto	(503) 663-0794	Len@HonorYourPast.com
Company Storekeeper	Russ Coker	(503) 701-2508	racoker@comcast.net
Web Mistress	Kathleen Duncan	(360) 574-0955	woodspinner@gmail.com
Newsletter Editor	Jerry Klug	(541) 550-6299	turningwood@bendbroadband.com
Mentor Coordinator	Skip Burke	(503) 233-4263	drgramp@comcast.net

CASCADE WOODTURNERS SPONSORS

Support of the sponsors listed helps maintain our hobby supplies. Remember that your current membership card is good for discounts at these firms

[Gilmer Wood Company](#) Exotic and Domestic Hardwood from Around the World
[KLINGSPOR Abrasives, Inc.](#) [Rockler Woodworking & Hardware](#)
[Woodcraft Supply](#) **Woodcrafters** Carbide Saw



CRAFT SUPPLIES USA *The Woodturners Catalog* www.woodturnerscatalog.com
1287 E 1120 S Provo, UT 84606 801-373-0919

CARBIDE SAW
Sales & Sharpening

Tad Wille

- Saws
- Custom Cutters
- Routers
- Bandsaws
- Knives
- Abrasives

4040 SE Division
Portland, OR 97202

Ph: 503-235-2260
Fx: 503-233-1807

The complex block is enclosed in a red border. It features a central illustration of a carbide saw blade with the slogan "Never a Dull Moment" written on a banner across it. To the right of the illustration is a list of services offered by Tad Wille, including Saws, Custom Cutters, Routers, Bandsaws, Knives, and Abrasives. Contact information for the business is provided at the bottom.



WOODCRAFTERS
Everything for the Woodworker, and More!

Check Out Our
Woodturning Lathes
& Accessories from
ONEWAY
MANUFACTURING

POWERMATIC

JET
Domestic & Exotic Hardwoods,
Sharpening & Finishing Supplies


Razor-Sharp Edge
- M42 Cobalt HSS

Strong Handles
- Made with solid aircraft
grade aluminum

Reduced Chatter
- A round bit fits into a
round hole for reduced
chatter
- Our solid aluminum
handles greatly reduces
vibration

Carter and Son Toolworks
Quality At Its Best
Made in the USA

212 N.E. Sixth Ave. • Portland, Oregon 97232-2976 • phone: 503-231-0226 • toll free: 800-777-3709 • www.woodcrafters.us



Milwaukie Hardwoods, LLC

- ◆ Turning stock, Burl, Spalted Wood, Slabs and lumber available
- ◆ 10% discount to CWT members
- ◆ Portable milling, transporting, drying and sale of locally harvested urban hardwoods

5111 SE Lake Rd, Milwaukie OR 97222

www.milwaukiehardwoods, LLC,

503-309-0309