

# Turning Times

THE OFFICIAL NEWSLETTER OF THE CASCADE WOODTURNERS

## FEBRUARY 2018

Please make sure that all content for the next newsletter reaches me by the 2<sup>nd</sup> of March! [turningwood@bendbroadband.com](mailto:turningwood@bendbroadband.com) Thanks!

**NEXT MEETING: 6:45PM, THURSDAY, FEBRUARY 15<sup>th</sup> AT WILLAMETTE CARPENTERS TRAINING CENTER**

### Cascade Woodturners will be meeting at

#### **WILLAMETTE CARPENTERS TRAINING CENTER**

4222 NE 158<sup>TH</sup> Ave, Portland, OR 97230-4906

(For a map, click here <http://mapq.st/1o8wBN0> )

*Use the South door in the middle of the side parking lot*

### **CWA Presidents Message for February 2018**

Jeff Brockett, AAW board member and Symposium Chair, belongs to the Tennessee Association of Woodturners. They are bringing 100 bowls and have challenged us to do the same for the “Empty Bowls” charitable event at the Symposium this June. All of the bowls, large or small, are sold for \$25 each and the proceeds go to Meals on Wheels People of Portland. If we take 100 plus and Tennessee takes 100, that’s already \$5,000. And you know there will be many more folks bringing bowls. Most of us have several bowls sitting on the shelf in our shops and all we need to do is bring them to the symposium. Keep in mind these bowls should be of the quality someone will want to take home with them. Let us not be humiliated by the turners of Tennessee. And remember, it all goes to a great cause.

The other charitable event we all need to participate in is “Beads of Courage”. Through [Beads of Courage](#), children receive a unique bead to represent each medical procedure or treatment in a serious illness. These children need boxes to keep their treasured beads in. I’ve seen photos of some of these children and the beads and boxes truly are a spark in their recovery. The lids need

## Turning Times

to be loose enough to be easily removed and should have a knob or some other means to easily pick up the lid. In order to sufficiently hold beads, the interior dimension of turned boxes needs to be no smaller than 6" in diameter and 4" in depth. Larger is better. Ceramic logo beads, intended to be attached to or imbedded in the boxes, will be available at the club store for \$1.25 each.



At the February meeting, Cascade member Rick Rich will demonstrate how to make a Windsor stool, start to finish, in 75-90 minutes. In doing so, he will demonstrate the wonders of the skew to accomplish this task. Shall we count the catches? I expect we may not get past zero. To those who have mastered the magic of the skew, there is no better tool. This demonstration is not to be missed.



Rick Rich Windsor stool

John Jordan, our March demonstrator extraordinaire, will be here for the monthly Thursday meeting, Friday demo and Saturday workshop. Unfortunately, the Carpenters Institute will not be available Sunday for the second day hands-on workshop. At this time the Saturday hands on workshop is full with a short wait list. If you are interested, you should add your name to the list. The Friday demo should not be missed. For \$35 you get to experience a full day of one of the true Masters of Woodturning.



John Jordan enclosed vessels

Be sure to sign up for the AAW Symposium this month. There is still time to become part of the mass of Cascade Woodturners who will attend. At \$300, \$25 off the full price for AAW members, it's a great opportunity for CWA to make a statement to AAW. We had 40 sign up in January. Let's see how many we can add to it. Dale Larson will be taking checks at the February and March meetings so we can submit a final count to AAW by the first of April.

At the last meeting I committed to donating a carved and painted Egg to the raffle if ten or more people bring a piece to the challenge that shows some element of my demonstration last month. In fairness to those that bring work to the challenge, I believe it is more appropriate to hold a drawing including only those submitting work to the challenge if there are enough participants. It may not generate as many raffle sales but it provides a direct reward to those who participate in the challenge and increases the odds of winning. Please consider participating and good luck.



Jim Piper - Just a teaser, about half done.

With so much to look forward to this year, there are many opportunities for woodturning enrichment. The Cascade meetings are always fun and well attended and if you are going to the symposium, look through the symposium program as soon as it's available. Attend some of the demonstrations or discussions that interest you. I always attend a few but I have found the most

rewarding aspect is to talk to woodturners who do work that I admire. Regardless of what part of the world they are from, I have yet to find one unwilling to discuss their work. Maybe I've been lucky but I think not. I think it's a craft we are all eager to share.

Stay sharp and turn safely.

Cascade President,  
Jim Piper

## TREASURER'S REPORT

I will be at the meeting accepting dues for 2018. I will also have club cards for those who have signed up on our web page. Stop by and pick up your card.

You will have two choices when registering/renewing your membership with the club; 1) manually using a pen or pencil and a piece of paper or 2) computer go to our home page and click on "Join Us" it is self-explanatory from there.

If you are choosing the manual method...

1. Get an envelope from me with the application enclosed.
2. Fill out the application.

If nothing has changed from last year, you can fill in your name and email address only, but please fill out those two fields so I know whose envelope it is.

3. Insert \$35 cash or a check for \$35 in the envelope. I don't carry a lot of \$5 bills to make change, so if I run out I'll consider your 2 \$20 bills your membership fee and a contribution to our general fund.
4. Tuck the flap into the envelope to keep the application and payment inside.
5. DO NOT write your name on the envelope or seal it.
6. Return the envelope to me.
7. Write your name on the membership card.

Take care

Ken ([kenpegkirkman@gmail.com](mailto:kenpegkirkman@gmail.com))

## AAW NEWS

**Attending the symposium.** I went to my first AAW symposium in Seattle in 1989 and went about every three years until 1999 in Tacoma. Since then I have gone every year. It won't ever get any closer for us than this year! These are great experiences to rub shoulders with

woodturners from around the country and around the world. Because of these symposiums I have friends from all around the globe. Who would have guessed that turning simple wood bowls would open the door to the world for me. There are some fantastic demonstrators coming this year. You should not miss watching the masters like Hans Weissflog and Eli Avisera. You may never turn what they do but it is wonderful to see how they make their creations. **You will** gain many ideas that you can take home to your shop and incorporate into your work.

Demonstrations are only one part of the show. The Instant Gallery encourages every attendee to bring three items to display. Kathleen helps run the Instant Gallery and can tell you what almost a football field of wood turned objects looks like. And the Vendor show has been expanded because more vendors want to attend. It is best if you leave your spouse elsewhere and take just your checkbook and credit card into the vendor show. I am not sure how many different lathe manufacturers will be present but it is fun to compare all the equipment available.

And finally, I encourage you to **volunteer** to help somewhere in the symposium. It simply takes a lot of help to run everything. If everyone helps a little, no one gets stuck with all the work. And you will find it very rewarding. Look at what happened to me. I volunteered to help with the 2007 symposium and it opened the door to a wide world for me. I greatly value all the friends it has brought me. See you at the symposium.

Dale Larson

**2018 AAW SYMPOSIUM COMMITTEE HEADS – CONTACT TO VOLUNTEER**

Committee	Lead person	Cell phone	Home phone	Email
Local Liaison	Dale Larson	503-956-8548	503-661-7793	woodbowl@frontier.com
Local Shipping	Dale Larson Fred Kline	503-888-0100	503-257-6405	fk164@comcast.net
Vendor Ambassador	John Beechwood	503-791-9524	None	Jbeechwood3@gmail.com
Raffle	Kevin White	503-708-8222	None	Kevin.white@northp.com
Registration	Gary Sundquist	503-758-0711	503-645-2231	garysundquist@gmail.com
Packet Stuffing	Dan Baker	360-608-0421	360-887-8963	Ridgewoodworks@aol.com
Spouse tours				
Video	Roger Crooks	503-616-0923	503-297-5647	roger.crooks@aveco.com
Safety Shields	Charlie Gray	none	503-760-6671	zonagray@aol.com

Instant Gallery	Laurie Newberry	503-701-2258	503-692-4725	ms.laurell@icloud.com
The Wall	Hamilton Byerly	503-310-0614	503-236-8015	hamilton@byerlyremodeling.com
Craft Area				
Youth Training Aids	Helen Brown		503-320-7781	hmbrown1@frontier.com
Youth Equipment	Pete Gibson	971-409-6022	None	gibsop@yahoo.com
Tool Room	Jim Piper	503-730-0073	None	jimpiper@me.com
Grinder setup	Howard Borer	503-901-3401	503-658-3409	howardborer@yahoo.com
Demonstrator assistants	Ken Kirkman	360-991-4056	360-687-9866	kenpegkirkman@gmail.com
International Demo Greeters	Mike Porter	503-803-7231	none	tmikeporter@gmail.com
Wood	Mike Meredith	503-522-0531	503-636-3892	mmeredith23@comcast.net

Kathleen  
[woodspinner@gmail.com](mailto:woodspinner@gmail.com)

## MORE AAW NEWS

1. This year the AAW Board has agree to allow any school teacher that is a certified instructor and actively employed by a school system to attend the symposium for free. As a registered attendee they can also sponsor up to 3 youth into the Youth Program.

2. The AAW Youth Program Policy

### **AAW Youth Program Policy** **January 23, 2018**

The following policy applies to the Symposium Youth Program, and are subject to change each year.

**Eligibility:**

Youth ages 10 to 18 are eligible to register for free hands-on instruction. There will be no exceptions to this rule. Youth may have participated in prior Youth Room activities at prior symposia.

Space is limited and each registered youth must be accompanied and sponsored by an adult who is registered for the symposium. Students will make a variety of projects.

**Registration and Enrollment:**

For youth to have their classes pre-assigned prior to the symposium they must be registered no later than June 1, 2018. Youth registering after the deadline will be required to sign up for open classes at the symposium.

As part of the pre-registration process, youth will be expected to specify the classes in which they wish to enroll. The Youth Program coordinator will confirm enrollment for up to three classes in advance of the symposium.

Youth Sponsors:

1. All Sponsors must be registered for the symposium. Sponsors fall into three categories: (1) Parent, adult relative, or legal guardian; (2) Coach/instructor; (3) Adult Family Friend. A registered participant may sponsor up to 3 youth. Requests to sponsor more than 3 youth must be approved in advance by the AAW Board member responsible for the youth program. Sponsors must volunteer in the youth room, or provide an alternate, for one rotation for each youth sponsored.

Turning Packages

Each year there will be a drawing for donated youth room equipment, which may include lathes, tools, and face shields, thanks to the Youth Room contributors. The equipment available for this drawing will be determined each year. There is no guarantee that all equipment in the Youth Room will be available for the drawing.

One turning package winner per household in a year. Once a family has a name drawn any subsequent names from the same family must be brought to the attention of the youth program coordinator during the drawing so that another name from a different household can be drawn.

2. Thank you for helping spread the word and hope to see ya in June at the AAW Symposium. And by the way, I'm responsible for the set-up and take-down of the youth room and if you have an extra hour or three on Wednesday, Thursday or Sunday can always use extra help. Trust this finds you and yours healthy and happy.

Peter Gibson 971-409-6022

PS - I've been in contact with the Portland Public School shop teachers

## DALE'S CORNER

**Open Shop:** Open shop February will be Saturday February 24th starting at 9am. Bring your tools and ideas. Open shop in January had 15 turners here with all six lathes and both grinding stations going. We sharpened a bunch of tools, finish turned a bowl and green turned a bowl. Several turners worked on spindle stuff. As I say, we have no standards, everyone is welcome.

**AAW symposium:** Dale will set up a table and take registration fees for the AAW symposium. Bring your check for \$300 made out to AAW. This will save you \$25 off registering on line for AAW members.

Spouses Craft room. We are still looking for someone to help lead the Spouse's craft room. If your spouse does a craft or would be willing to help here please let me know. This room has proved to be popular with the spouses that travel with their partners to the symposium.

## Turning Times

**40 for 40:** Spend a day with Dale Larson in his \$40 for 40 woodturning demonstration. Five years ago I realized I had traveled all over the US and abroad teaching and demonstrating and I hadn't done an all day demonstration in Portland. With the help of the Cascade chapter I set up a \$35 for 35 demonstration. I had been turning for 35 years and we charged \$35 for each of two one day demos. All the money raised went to AAW. We raised over \$2000 for AAW's educational programs. Well, it is now five years later and I have now been turning for 40 years (and am clearly a much better turner than I was in 2013). Thus the price has gone up to \$40 for the all day demonstration, one dollar for each year I've been turning.

When: April 21, 2018 starting at 9am

Where: Pacific NW Carpenters Institute 4222 NE 158th Av, Portland



**Program:** I will start with a slide show of how to take down a tree and cut the best bowl blank out of the tree. I will then show how to rough out a bowl. I will cover how to successfully dry the bowl blank. I will then finish turn a bowl. I will cover tools, sharpening, cutting the wood properly, sanding and finishing. I will then move onto how to turn spheres and what can be done with spheres. I will show how to use cup chucks and jam chucks. I will finish up with an oval turning demonstration.

Everything I turn during the demonstration will be raffled off at the end of the day. The raffle money and the demonstration fees will be sent to AAW. And since this is two months before the AAW symposium here in Portland, it will be chance to ask questions and connect with team leaders. Thank you for supporting the AAW.

Dale



## SAFETY FIRST

### Neighborhood Wood

Our neighbor across the street had professionals cut down the large maple in their front yard. It was about 5 feet in diameter at the base and at least twice as high as the telephone poles near it. The cutters left most of the wood lying on the lawn, in large rounds that were way to big for me to lift.

The neighbors said I could have some, so I grabbed my chainsaw and started trying to figure out what to take.

The round that was cut nearest to the ground was rotten and punky in the center, but the outside part of it had some spalted, firm-feeling wood, and some wood that looked like it might be figured. The other rounds looked boring. The interesting round was only about eight inches thick, so I cut it into blanks for vases and hollow forms, and lugged it across the street and into my backyard shop.

The wood was very wet and very heavy. I decided to turn the most interesting piece right away, and coated most of the rest and put them away for another day.

The most interesting piece was about 8” thick and about 15” long. I decided I would try to turn it into a natural-edged vase. I mounted it between centers, so I could adjust the centers to show the features of the blank to best advantage.

The blank was so heavy I had to struggle to hold it in place while I brought up the tailstock and set the drive center in the bark at the top of the blank.

I put on my face mask, spun the blank by hand to make sure it didn’t hit the tool rest, stood out of the line of fire, and turned on the lathe at its lowest speed. I cautiously raised the speed until I got a small bit of vibration, backed the speed off, and started trying to turn the rough blank to round.

After just a few revolutions the blank moved off the drive center. I shut down the lathe, took the blank off, and found that, although the drive center had penetrated some distance into the blank, it was still in soft bark. The bark wasn’t strong enough to hold the blank in place on the lathe. I used my hand drill to bore a one-inch hole where the drive center had been; it went at least half an inch into the firm wood below the bark.

I remounted the blank with the drive center in the hole, snugged up the tailstock, and slowly, carefully, started the blank spinning again. Wearing my facemask, standing out of the line of fire (and switching hands to stay that way as I moved from one end of the blank to another), I carefully turned the blank round and cut a tenon at the bottom for my four-jaw chuck.

## Turning Times

I reversed the blank, mounted the tenon in my four jaw chuck, brought the tailstock up for extra security, and turned a vase shape. So far, so good.

I got out my hollowing rig. It lets me stand at the end of the lathe bed, completely out of the line of fire. I figured I was pretty safe there. But I was still cautious. I spun the blank by hand to make sure it didn't hit the tool rest for the hollowing rig, started it turning slowly, and gradually turned up the speed to a reasonable level. Not fast, but reasonable.

Standing at the end of my lathe, wearing my face shield, completely out of the line of fire and with a good 18 inches and a bunch of hollowing gear between me and the end of the spinning blank, I gently advanced the narrow tip of my hollowing tool into the barky end of the blank.

WHAM! The tool must have caught against a hard bit of wood buried in the bark, and the blank came spinning off the chuck. As it did that, it climbed over the tool rest toward me, and peeled a strip of skin off the pad of one of the fingers I was using to hold the tool against the tool rest.

GREAT! I thought. Now I don't have to wonder what I will write my next safety article about.

When I was finished with the bleeding and the bandaging, I examined the blank. The tenon was intact. I was expecting parts of it to have broken off. I think the blank was so wet that the wood was plastic and compressible, and the force of the hollowing tool against the far end of the blank simply pulled the plastic, wet wood out of the dovetail jaws of the chuck without breaking the dovetail tenon.

I remounted the blank on a faceplate, using all the available screw holes, and I hollowed it without a problem.



I have read that a faceplate is the most secure way to mount heavy blanks. Now I believe it.  
Harvey Rogers, Safety Officer

## NEW BOOK REVIEW

### “Adding Spice to Your Woodturning” by Chris West

Our library has a new book by the English turner Chris West, called “Adding Spice to Your Woodturning.” It was published by Artisan Ideas ([www.ArtisanIdeas.com](http://www.ArtisanIdeas.com)) in 2017, and shows how to make 20 different salt, pepper and spice shakers.

These shakers would make attractive, useful gifts, could be made relatively quickly without a bunch of fancy tools, and might be made from wood you have lying around your shop.

Our club members turn a lot of bowls. I love making bowls, but bowls take up a lot of space, and I’m often reluctant to give them as gifts because of that. The shakers in this book are like bowls, in that people can use and enjoy them, but they are much smaller than bowls, so a pair should fit easily in a gift box or in a kitchen cabinet.

Mr. West presents an impressive range of interesting shapes and construction techniques. He even has designs for spice shakers that have airtight seals to keep the spices in them from going stale.

This is not a book about salt and pepper grinders. Making grinders requires you to purchase special mechanisms, and install them with precision. The shakers in this book don’t require expensive, fancy mechanisms, and likely will work just fine even if your measurements are not precise.

Check it out! (pun intended)  
Harvey Rogers

## COMPANY STORE

Through the club, we purchase many items that are commonly used by woodturners. We buy in bulk and sell at cost. Just another benefit of being a member of Cascade Woodturners! If a number of members want a certain item, we could be low on it. Please contact Bill Karow, (503) 490-0325 [bill.karow@mac.com](mailto:bill.karow@mac.com) a week ahead of the meeting so he could verify it is not out of stock and set it aside for you.

<b>Company Store Item</b>	<b>Price</b>
Accelerator (for Cyanoacrylate adhesives/CA), sprayer, 8 oz	\$8.00 each
Anchor Seal 2, one gallon	\$10.00 each
Cyanoacrylate adhesives/CA Thin, Medium & Thick, 2oz bottles	\$6.00 each
Cyanoacrylate adhesives/CA Thin, 16oz bottles	\$32.00 each
Sandpaper, Klingspoo alum/oxide w/heavy cotton cloth backing suitable for wet sanding (80, 100, 120, 180, 220, 320, 400 & 600 grits)	\$1.50 each sheet
Walnut Oil - filtered, 16 oz	\$4.00 each

PLEASE BRING YOUR EMPTY ONE GALLON JUGS TO OUR NEXT MEETING

## MEETING SCHEDULE 2018

DATE	DEMONSTRATOR	CHALLENGE
FEB 15	<b>Rick Rich - a stool or plant stand</b>	Piper type decoration
MAR 15	<b>John Jordan**</b>	
APR 19	<b>Michael deforest – milk/acrylic paint</b>	
MAY 17	<b>TBAL</b>	
JUN 21	<b>Vivien Grandouiller</b>	
JUL 19	<b>Nick Agar**</b>	
AUG 16	<b>TBAL</b>	
SEPT 20	<b>Jacques Vesery** – carving&amp;painting</b>	
OCT 18	<b>Auction</b>	
NOV 15	<b>Dave Gutschmidt</b>	
DEC	<b>No Meeting</b>	<i>Merry Christmas</i>

\*\* Plan on an all day demo and an all day hands on class following the meeting date

## DEMOS - CLASSES – SEMINARS

**Multnomah Arts Center:** Multnomah Arts Center in SW Portland continues to have woodturning classes. Check their catalog or phone 503 823 2787. You can goggle their website for the catalog. Jerry Harris and Russ Coker are again teaching woodturning at "Multnomah Arts Center". If you are interested, please contact Multnomah Arts Center at 503 823 2787. The cost is very reasonable and all tools, wood and equipment is provided.

**Rockler Woodworking** 503-672-7266, [www.rockler.com](http://www.rockler.com)

- Contact store for class details

**Woodcraft** 503-684-1428, [www.woodcraft.com](http://www.woodcraft.com)

- Contact store for class details

**Woodcrafters** 503-231-0226, 212 NE 6th Ave, Portland, [www.woodcrafters.us](http://www.woodcrafters.us)

- Spindle Turning Demo by Fred Kline, Sat, Feb 24<sup>th</sup>


## CLASSIFIEDS

To place or continue an ad, contact Jerry Klug at [turningwood@bendbroadband.com](mailto:turningwood@bendbroadband.com) . We will run ads in the next newsletter after receiving your ad. Let us know if you want your ad continued more than one month.

**WANTED:** Looking to find out if anyone is planning to attend the Segmenter's Symposium in St Lewis in October. I may if I can enlist a roommate to save costs. Call Jerry Klug (541) 550-6299

**FOR SALE:** New 5 piece Crown Sheffield HSS turning tool set, Wolverine sharpening jig and an 8" slow speed grinder still in the box. Just what you need for clean cuts. Call Jerry (541) 550-6299

**FOR SALE:** Delta Midi Lathe-Model 46-250, has never been used. Price of \$400.00. Contact Greg Kimball, email address; [kgandpk@aol.com](mailto:kgandpk@aol.com) . I live in Forest Grove & I will make other information available as the interest develops.



**FOR SALE:** The following parts to a **Jet 12-inch Disc Sander, Model JDS-12B:**

Elbow Part No. 612147 asking \$22 Filter Part No. 331022 asking \$198  
I have no need for these parts and would like to find a home for them.  
Ken Kirkman 360-687-9866

**BOOKS FOR SALE:** 192 issues of American Woodturner from issue 1 the the last issue in 2017. I'm asking \$150 for the entire set. I'm moving to a smaller place and would like to not have to haul them along. Call or email Howard Borer 503.901.3401 or [howardborer@yahoo.com](mailto:howardborer@yahoo.com)  
I still have a number of woodturning books that may have to be dealt with after the move.

## CASCADE WOODTURNERS OFFICERS AND CONTACTS

President	Jim Piper	(503) 730-0073	<a href="mailto:jimpiper@me.com">jimpiper@me.com</a>
Vice President	John Replinger	(503)-775-6234	<a href="mailto:jrportland@comcast.net">jrportland@comcast.net</a>
Treasurer	Ken Kirkman	(360) 687-9866	<a href="mailto:kenpegkirkman@gmail.com">kenpegkirkman@gmail.com</a>
Secretary	Bill Herrold	(503)-490-0325	<a href="mailto:billtrade@me.com">billtrade@me.com</a>
Safety Officer	Harvey Rogers	(646) 660 3669	<a href="mailto:harveyrogers@gmail.com">harveyrogers@gmail.com</a>
Member at large	David Williams	(503) 997-2541	<a href="mailto:dwilliams97007@yahoo.com">dwilliams97007@yahoo.com</a>
Video Librarian	Geraldine Clark	(503) 978-1973	<a href="mailto:clark7291@comcast.net">clark7291@comcast.net</a>
Book Librarian	Mike Worthington	(503) 640-0373	<a href="mailto:mikedw47@comcast.net">mikedw47@comcast.net</a>
Company Storekeeper	Bill Karow	(503) 490-0325	<a href="mailto:bill.karow@mac.com">bill.karow@mac.com</a>
Web Mistress	Kathleen Duncan	(360) 574-0955	<a href="mailto:woodspinner@gmail.com">woodspinner@gmail.com</a>
Newsletter Editor	Jerry Klug	(541)550-6299	<a href="mailto:turningwood@bendbroadband.com">turningwood@bendbroadband.com</a>
Tops Czar	Skip Burke	(503) 233-4263	<a href="mailto:drgramp@comcast.net">drgramp@comcast.net</a>

## CASCADE WOODTURNERS SPONSORS

Support of the sponsors listed helps maintain our hobby supplies. Remember that your current membership card is good for discounts at these firms


- [Gilmer Wood Company](#) Exotic and Domestic Hardwood from Around the World  
[KLINGSPOR Abrasives, Inc.](#)      [Rockler Woodworking & Hardware](#)  
[Woodcraft Supply](#)      [Woodcrafters](#)      Carbide Saw



**CRAFT SUPPLIES USA**  
 THE WOODTURNERS CATALOG

CRAFT SUPPLIES USA *The Woodturners Catalog* [www.woodturnerscatalog.com](http://www.woodturnerscatalog.com)  
 1287 E 1120 S      Provo, UT 84606      801-373-0919

**CARBIDE SAW**  
 Sales & Sharpening



**Tad Wille**

- Saws
- Custom Cutters
- Routers
- Bandsaws
- Knives
- Abrasives

4040 SE Division      Ph: 503-235-2260  
 Portland, OR 97202      Fx: 503-233-1807

## Turning Times



Susan & Les at North Woods  
[service@nwfiguredwoods.com](mailto:service@nwfiguredwoods.com)  
<http://www.nwfiguredwoods.com/>  
56752 SW Sain Creek Rd  
Gaston Or 97119  
PO Box 808  
Forest Grove OR 97116  
503-357-9953  
800-556-3106



*Happy Woodworking to you! Les and Susan!*

**WOODCRAFTERS**  
Everything for the Woodworker, and More!

Check Out Our  
Woodturning Lathes  
& Accessories from  
**ONEWAY**  
MANUFACTURING

**POWERMATIC**

**JET**  
Domestic & Exotic Hardwoods,  
Sharpening & Finishing Supplies


**Razor-Sharp Edge**  
- M42 Cobalt HSS

**Strong Handles**  
- Made with solid aircraft  
grade aluminum

**Reduced Chatter**  
- A round bit fits into a  
round hole for reduced  
chatter  
- Our solid aluminum  
handles greatly reduces  
vibration

**Carter and Son Toolworks**  
Quality At Its Best  
Made in the USA

212 N.E. Sixth Ave. • Portland, Oregon 97232-2976 • phone: 503-231-0226 • toll-free: 800-777-3709 • www.woodcrafters.us



Milwaukie Hardwoods, LLC

- ◆ Turning stock, Burl, Spalted Wood, Slabs and lumber available
- ◆ 10% discount to CWT members
- ◆ Portable milling, transporting, drying and sale of locally harvested urban hardwoods

5111 SE Lake Rd, Milwaukie OR 97222

[www.milwaukiehardwoods, LLC,](http://www.milwaukiehardwoods.com)

**503-309-0309**