



Turning Times

The newsletter of the
CASCADE WOODTURNERS ASSOCIATION

September 2023

CASCADEWOODTURNERS.ORG

PRESIDENT'S MESSAGE

David Williams is scheduled to demonstrate for us at the September 21st club meeting. Dave is an amazing and versatile turner. He also has the biggest lathe I have ever seen in a home shop! Dave will be showing us some of the unique properties of stabilized wood and techniques for turning it. If you have ever turned a leaky vessel, you will be delighted to know that turnings from stabilized wood are waterproof! Click here for [more](#).

Last month we had an amazing demonstrator and teacher, the internationally reknowned Israeli turner **Eli Avisera**. Eli did an excellent club demo and three day-long sessions out at Dale's shop.

The day after our September club meeting is September 22nd. That is the *Autumnal Equinox*, one of only two days a year when nighttime and daytime are equal. It has been important for humans for thousands of years, and it's still the date on which many Druids and Pagans gather at Stonehenge. But in our modern world, the Autumnal Equinox is primarily known as the date on which woodturners who didn't spend much time in the shop during the good weather vow to change their ways and start turning more. [Here](#) are pics of woodturners reciting this ancient vow.

Our board elections will be at our November meeting. Vice President Kevin Jesequel will be handling nominations. Being on the board is a great way to influence what the club does, and it's also an opportunity to spend time with some very nice people who love woodturning. [Contact Kevin](#) if you might like to be on the board.

Thanks to our Program Director **Dale Larson**, we will finish up the year's demos with the following excellent demonstrators: **Laurent Niclot** and **Bill Karow**!

Harvey Rogers, President

IN THIS ISSUE

[Our September Demonstrator](#)

[Spotlight on Gary](#)

[Dale's Corner](#)

[How Long You Have When Things Go Bad](#)


[Short Auction of Avisera Pieces](#)

[Priddle and Engler Classes Coming Soon!](#)


[Online Ornament Challenge](#)

[Where We Meet](#)

[What One AI System Thinks About Woodturning](#)



Jerry Bahr



OUR SEPTEMBER DEMONSTRATOR



David Williams will be Cascade's September demonstrator. He's an architect who turns *really interesting* pieces. He writes:

I will demonstrate the vessels and the unique properties and technique of using stabilized wood. I have made these vessels over the years and frequently with stabilized wood. Four of the ones shown are stabilized. The appeal is unusual colors as well as being basically impervious to water and consistently solid material. I usually use African Blackwood finials for contrast.

(The tallest vessel in the picture immediately below is about 5" high without the finial.)



The SPOTLIGHT is on....GARY BORDERS!



Gary has BS & MS degrees in computer science engineering from California State University (Chico State). He started at Lockheed as an orbit analyst. After completing his Masters degree he was hired by Hewlett-Packard and moved from Sunnyvale to Roseville, to Vancouver where he headed an engineering department. Gary retired in 2012 after 33 years with HP. During that time he served 25 years on the board at "Chico State" and was honored as "Distinguished Alumnus in 1996."

I've come to realize that not every person who joins a woodturning club becomes proficient in turning to do production work or artistic pieces, but it does not diminish what skills they might bring to a club that will help round out the many jobs that are needed for a club to function at a higher level than just being a place to gather for monthly meetings. Gary is just that unique person who has the knowledge and ability to assess what is needed for the long haul and the skill to bring it to fruition.

Gary stepped into the leadership position which put him in charge (so to speak) as a 2-term President, and master organizer who guided our club through the Covid pandemic and the start of ZOOM demonstrations and meetings. This was no small task, but one that he did not shirk. He was the right person to lead us through the many hurdles we had to navigate: 1) securing a new location for our meetings that would be a reasonable price, and could accommodate our membership, and secure storage of our equipment, 2) researching new electronic equipment and forming a small team to learn ZOOM and the set-up and coordination of this new equipment along with some of our older AV pieces. Here he called upon Steve Walgrave and Harvey Rogers as part of this "brain trust", and then myself (VP) as their cheerleader, since I had no real technical knowledge to add to their conversations, and 3) sorting thru many Zoom presenters to



Gary Borders
Spalted birch and wax,
from Glenn Lucas' class



find ones who could do a good ZOOM presentation and have it be an overall decent educating experience for the members.

Gary has also had an interest in woodworking and has taken classes under Gary Rogowski in fine furniture making at the Northwest Woodworking Studio. To attest to his skill and determination, he made a 6-foot long Asian inspired garden bench which is displayed in Gary's & Adrienne's entry hall at their home. Also, he has a work in progress where he has built 3 screens that slide across the underside of his deck hiding various items that one hides under their deck. Did I mention that he is also perfecting his CNC router skills with this project!



Lastly, Gary's latest excursion into woodturning has taken him to Ireland for a class with Glenn Lucas, a world renowned bowl maker. When Gary and Adrienne decided to "cross the pond" after the pandemic restrictions relaxed, he combined their vacation with a trip to Glenn's Studio/School for a wonderful multi-day class. Gary came home with several bowls he made, probably several tools, and some new skills too!!!

One final mention is that Gary has also headed the acquisition of wood for our Auctions the past couple of years. Harvey bestowed the title of "Auction Czar" on him for this endeavor. This auction helps bring in money for our club to prosper and showcase new talent.

Gary has led us through some trying times and brought us out the other side being stronger and more resilient, all the while working to keep our budget intact so that we might feel confident that Cascade will continue to bring better programs to its members. A very big THANK YOU to Gary for all his hard work - such a great volunteer role model!

Suzanne Jensen, Past President



This poster hangs on the wall of Gary's shop, and reflects his loosey-goosey engineer's approach to our hobby

IT HAPPENED IN AN INSTANT

“It happened in an instant”- words too often spoken after an accident. In this case, they were spoken by a Florida based artist that I follow on Instagram.

I'll let Scott (@ncwoodsmith) describe the accident in his own words (with permission), “One week ago today, I nearly amputated my arm doing what I am doing here [the [video accompanying this post on Instagram](#) shows Scott using an angle grinder with a 4” carbide toothed wheel to carve out the inside of a large mahogany bowl].



I was working on this large live-edge mahogany centerpiece when, best I can tell because it happened so fast, the grinder and its extra coarse carbide wheel had some unexpected kickback. The tool spun counterclockwise from my perspective and the spiky carbide wheel found purchase on the tight nylon sleeve I was wearing. The key point is these sleeves are designed not to tear, (a fact I learned that day) so it wound around the wheel. Now powering down, the muscle in my right forearm provided little resistance to the aggressive carving wheel, and the sleeve pulled it tight into my flesh.

So I went from doing something I've done a hundred times to seeing my grinder flop over, still tangled in the sleeve, exposing a gaping hole in my arm that rapidly filled with blood. I tried tearing the grinder off, but that damned fabric! I peeled it off my arm, grinder still tangled in the sleeve. A stream of curses seemed appropriate at that time. I took off my other nylon sleeve and, after a few failed tries using my non-dominant hand and my teeth, I got a tourniquet on above my elbow. It didn't seem to stop the flow, so I went into the shop and found another sleeve for a second tourniquet, leaving a trail and puddles of blood along the way. Lots and lots of blood.

Second tourniquet helped, but not much. I went back outside and sat in a chair, started making calls. First to my ex, telling her she needed to pick up our daughter from school. She said I sounded very weird. I called my kids, asking for a ride to the ER...” At this point, I was going into shock and was losing feeling in my hands and feet. My right hand was folding in on itself and I couldn't move it.

I elevated my arm on a vertical floor fan, blood pouring over it. I remembered the tourniquet, forgot all about compression! Fading fast, I called 911 and about 5 minutes later, I heard a firefighter say, ‘he's back here!’ It was a surreal ride to the ER with the medics praising my tourniquets while applying a real one higher up, at the base of my deltoid. “Am I going to lose my arm?” “Too early to say” was the reply. So, long story short, no. I got to keep my arm. I'm floored that I'm back at it a week later. I'll admit, I had to psych myself up a bit to get there, having just removed the bloody sleeve from my grinder. It had tangled all the way into the motor housing. Good news is, I got through it with no



IT HAPPENED IN AN INSTANT (CONT.)



further would-be mortal wounds..."

Scott refers to himself as a "recovering newspaper journalist" and is a full-time wood artist, relying on the vibrant Florida art show scene to make his living. In this incident, Scott was using a grinding wheel that is generally regarded as safe and the sleeves he was wearing to protect his forearms from flying chips were tight fitting, not loose. It is difficult to say what happened in this situation.


I will offer a reminder to always follow too manufacturers instructions and, if a tool comes with an accessory handle, use it. If it is a two-handed tool, keep both hands firmly on the tool until it comes to a complete stop. In the case of the sleeves, I will always think of this incident when I consider if the protection provided by piece of gear is worth the potential danger it may pose if things go wrong.

Kevin Jesequel, Vice President and Safety Officer

SHORT AUCTION OF AVISERA PIECES

During his demonstration at Dale's, Eli Avisera turned the following pieces:

1. Trembleur
2. off center box
3. multi axis goblet
4. square bowl
5. miniature captured ring goblet
6. 3 axis scoop
7. two mushrooms.



We will have a very short auction of those pieces at the September meeting!

Eli Avisera

Eli Avisera had a successful visit to Cascade Woodturners. We had 15 turners for the all day demo on Friday, August 18th. Eli completed 8 projects for the day showing a variety of tools and techniques. Fifteen members took part in the two-one day hands on classes. Eli taught tool use and students turned hollow mushrooms and "lady pens" (on multiple axis). This is the seventh time Eli has taught here for the Portland chapters.



Several students asked Eli where his tools were available. Eli does not sell tools but gave the name of a dealer that does. Eli's tools are made by Ashley Ives in England and sold by Phil Seibert in Cincinnati. His contact info is: office 513-277- 0916, toll free 888-744-5527, cell 513-703-0728.

Eli has moved his shop from Jerusalem up to west of the Sea of Galilee. He is planning on starting classes in the new shop sometime in October. Anyone interested in traveling to Israel and taking classes can contact Eli at his email: avisera@eli.name

Laurent Niclot demo and class

Our final all-day event at my shop this year will be with **Laurent Niclot** (France/USA), in



October.

For more info about Laurent click [here](#). Your continued support allows these programs to continue. I will be talking to demonstrators for 2024.

Graeme Priddle and Melissa Engler at Dale's Shop in October

Graeme Priddle and Melissa Engler will be presenting their "Form and Surface" workshop in my shop in October. For more info click [here](#).

There will be no open shop in September

Because I will be in Ireland. Your ever-curious editor asked Dale what he would be doing in Ireland, and he responded "B&B and visiting Glenn Lucas." I figure that means two of the world's best bowl turners will be in the Emerald Isle together, which sounds awesome. But Dale didn't say whether they will be B&Bing together. If you don't know what Dale means when he says "B&B" you will have to ask him yourself.

Dale Larson, Program Director - woodbowl@frontier.co

HOW ONE ARTIFICIAL INTELLIGENCE SYSTEM THINKS ABOUT WOODTURNING

There has been a lot in the news about “artificial intelligence” (AI) systems being used to write essays, answer test questions and make amazing images. I decided to see what one AI image-making system (MidJourney) imagines about woodturning. The results are below:



A woman using a Powermatic lathe



A man using a Robust lathe



A beaded wood bowl



A pyrographed wood bowl



A wood box with an ebony finial



An embellished hollowform



Another embellished HF



A pierced wood box



Turned wood toys



More turned wood toys

ORNAMENT CHALLENGE

Alan Stratton is again hosting his ornament challenge. He writes:

The time for the annual Christmas Ornament Challenge is nearly here.

Entry Time: November



an ornament

Details: www.OrnamentChallenge.com

The three clubs with the most members entering an

How: Make an ornament – Send in a picture.

Judging: Public and host

Prizes: Multiple grand prizes

Everyone: Vendor Sponsors offering coupons and discounts to everyone submitting

ornament will receive a free zoom demonstration by me (Alan Stratton).

The challenge is a lot of fun every year. You may combine the challenge with your own club challenge.

If anyone needs inspiration, the pictures at www.OrnamentChallenge.com will absolutely make inspiration bloom.

Thank you
Alan Stratton
www.AsWoodTurns.com
AsWoodTurns@gmail.com
503-329-9724



WOOD SWAP IN PASCO

This in from the Mid-Columbia Woodturners:

As Woodturners in the Pacific Northwest we would like to invite you to our Second Annual **Wood Swap on Sept 30-Oct 1**. Please distribute to your respective clubs. Feel free to contact us for a booth to sell wood or tools, or just to show up and buy some local wood from your neighbors.

If you have any questions please contact:

Flo Sayre
flosayre1948@gmail.com
509-539-3161

Thanks,
David Biancosino
Flo Sayre
Mid Columba Woodturners

WOOD SWAP
SPONSORED BY MID-COLUMBIA WOODTURNERS
SEPTEMBER 30 - OCT 1
CAMPING AVAILABLE
\$10.00/NIGHT W POWER
FLO'S SHOP
1131 N. CHERRY DR.
PASCO, WA 99301
Buy, Sell, or Trade
Slabs and Blanks
Used tools
Demo's, Vendors, and Food
<https://midcolumbiawoodturners.org>

RSVP Flo Sayre: flosayre1948@gmail.com (509) 539-3161

‘Form and Surface’

with

Graeme Priddle and Melissa Engler

www.graemepiddle.com

www.melissaengler.com



Where -

Dale Larson's spacious and well equipped workshop at: 5010 SE Regner Rd Gresham OR 97080

When – dates: 6-9th Oct 2023 **time:** 9am – 5pm (bring your own lunch)

What – We will be running four one-day classes with a maximum of 10 students per day. You can sign up for 1 or more classes depending on your budget and how much you want to achieve.

Fee – 1 day - \$100; 2 days - \$190; 3 days - \$280; 4 days - \$370

Class Description – You will be lead through the fundamentals of spindle and faceplate turning and a wide variety of surface embellishment possibilities. You will be able to determine your own projects, with guidance if needed from Graeme & Melissa on possibilities to suit individual skill levels.

Graeme will start the days getting the less experienced turners going with simple spindle turned forms (spheres & eggs to practice tool skills) and simple bowls. Your turnings will then become canvases to explore a range a surface treatments, carving/texturing with rotary and hand tools, texturing with wood burners, colouring and finishing techniques.

More experienced turners who can produce a form quickly, or who may prefer to bring pre-turned pieces or test boards, can go straight into surface embellishment with Melissa. As the days progress Graeme will cross over to surface techniques as well as assisting on turning where needed and Melissa will continue with surface techniques and helping those whose projects are ready for coloring/finishing.

This class will cover design and influences, how to come up with ideas to decorate and personalize your turnings, wood selection, preparation and drying, turning/embellishment/finishing techniques, tool selection, sharpening and safety.

For more information and to register please contact Graeme at graemepiddle@xtra.co.nz



SCHEDULE OF DEMONSTRATORS COMING TO OUR LOCAL CLUBS

In the Portland metro area alone there are three active woodturning clubs: [Cascade Woodturners](#), [Northwest Woodturners](#) and [Southwest Washington Woodturners](#). Southwest generally meets on the first Thursday of each month, Northwest generally meets on the second Thursday of each month, and Cascade generally meets on the third Thursday of each month. Here's a schedule of the remaining demonstrations and related events for each club for the rest of 2023:

Date	Cascade Demonstrators	Club	Topic
September 21	David Williams	Cascade	Resin infused wood and turning a box
October 19	Laurent Niclot demo	Cascade	miniature hollow forms and ornaments
October 21	Laurent Niclot all day class	Cascade	hollowing a sphere, spiral carving, French tools, multi axis turning.
November 16	Bill Karow	Cascade	Turning a basic shape, power carving, texturing and ebonizing.
December	No scheduled meeting	Cascade	
Northwest Demonstrators			
Oct 5	Roger Crooks	Northwest	Colored platter
December 7	Stuart Batty	Northwest	TBD
Southwest Demonstrators			
October 12	Rick Rich	Southwest	Natural edge bowls
November 9	Larry Wan	Southwest	Christmas toys

A tip from Starbond the cyanoacrylate glue maker:

Painter's tape, also known as blue tape, can be used to make a cost-effective double-sided tape when combined with CA glue. This is especially useful when working on projects that require precise alignment or when traditional double-sided tape would leave a residue.

To make double-sided tape using painter's tape and CA glue, apply a strip of tape to each surface that needs to be joined. Ensure that the strips are slightly longer than the area of contact between the two pieces.

Next, apply a small amount of CA glue to one of the strips of tape. Be careful not to use too much glue. Then, carefully align the two pieces of material and press them together firmly. The glue will bond the two pieces together, creating a strong hold.

Once the glue has cured, usually within a few seconds, you can get to work!



The 2023 Annual Auction Recap

Hey Cascade, Northwest and Southwest Club Members! Thank you all so much for Attending, bringing fresh wood, contributing beautiful completed works, and finally bidding on the auction Items!

Our July 2023 annual auction was one of the most successful auctions – in terms of net revenue – that we have ever had. This was due to the contribution that each and every one of you made to pull this Cascade Auction off. Many of the usual suspects contributed their time on Auction Night – Perhaps the most visible were Dale, Kathleen and Suzanne.



The evening set up team – chairs, tables, lights, donation staging and wood movers – are too numerous to name – plus I am sure I would leave someone that was critical to our success off the list – and they would never speak to me again.

I do want to call out Carl Asch and his wife Alyse for the nice donation of approximately 10 finished pieces. We have many other members that have contributed finished pieces several years running that always seem to bring in around \$100 each. It really doesn't take that many such donations to add up to a couple of thousand dollars.

The freshly cut wood donations are the reason that many people attend – and I know they weren't disappointed this year. Thanks to Goby Walnut, but also thanks to so many individual wood donors.

Gary Borders, Auction Poobah



The Gresham Arts Festival Recap

July 15th dawned bright and clear with a promise of a very warm day. That promise of heat was kept early in the day, and kept on being kept all day long for the *Gresham Arts Festival*.



With the team of **Don Jensen, Suz Jensen, Joyce Botsch, and Len Otto** at work, our awning and space soon was set up and ready for visitors. One of our first visitors was from the *Gresham Fire Department*, making sure we were "legal" and following the rules. It was an easy inspection that we passed quickly as the firefighter breezed by us with a glance at our display (and a comment to make sure our fire extinguisher was re-certified regularly).



Suz was hard at work organizing members art as people began showing up in the *Gresham Arts Plaza*. Pieces were loaned by Cascade members **Skip Burke, Brett Williamson, Dave Gutschmidt, Dale Larson, Don Jensen, Steve Newberry, Marjin Wall, Steve Walgrave, Kevin Jesequel, and Kathleen Duncan**. Thank you all for sharing your valuable pieces with us and with the public!



Don Jensen, Rick Rich, Steve Newberry, Gerald Stutts and Miguel Hernandez demonstrated for the crowds,



Don, Suzanne Jensen, Alan Stickel, Joyce Botsch, Brett Williamson, Joseph and Irene McIntosh and I hosted the many people who visited *Cascade's* space.

The take down was accomplished in record time by **Gerald, Suzanne, Joyce** and I from *Cascade*, alongside Gresham City Councilor **Vince Jones-Dixon**.



Thank you to all who made our participation possible, from *Cascade Woodturners* members as well as other turners in the area.



Len Otto, Board Member in Charge of Community Outreach

THE GORGE MAKER SPACE

A little bit about us - The Gorge Maker Space is a nonprofit community resource in White Salmon Washington. GMS provides classes, workshops and open studios for youth and adults in a variety of media and formats.

For the kids, there are (among other things) STEM offerings, robotics, invention club, and lots of summer camps including macgivering, woodturning, painting. For adults there are classes including furniture making, basic construction, woodturning, blacksmithing and a number of open studio days where participants can work on their own projects with guidance.


In particular, the woodturning program started when the Bree Landers Foundation donated five mini lathes, chucks and tools to GMS. Subsequently, we have acquired 4 Jet midi lathes and a Jet 16/40 through AAW grants and local donations. In the fall, winter and spring, we offer bi monthly four week beginner classes; in the summer, we run a couple of week long kids turning camps, and year-round, we offer a Sunday open studio for advanced beginner and intermediate turners. And quite surprisingly, 90 per cent of our adult turners are women!

We would also like to thank both the Cascade Woodturners and Northwest woodturners for donating wood to us - especially as we provide wood for all the camps, classes and most open studio projects. This has been really helpful as my time is generally better spent teaching than constantly sourcing wood for students. Going forward, we hope to acquire a couple more lathes, more tools and start hosting some outside demonstrators (as currently I demo most everything people want to learn).

Here are a few pictures from the most recent kids' camp:

- 1) Oliver and his "mother of all tops" - which spins four and 1/2 minutes
- 2) Eloise and her first bowl
- 3) Eric and his first top

By Marjin Wall



BURL THIEVES; BE CAREFUL WHERE YOU GET YOUR WOOD!



This comes to us from Marc Vickery at Willamette Valley Woodturners in Salem:

“It is a sad day for our friends the trees when we have to protect them from THIEVES.

This is a note to ask all our members and friends who work with wood and especially burls to be on the lookout for anyone offering to sell burls. If you are contacted, please use the police phone number listed below to call it in.

This link will take you to the KGW article about Thieves stealing Burls from the Corvallis City Park. They have taken something like 29 Burls off of live Maples. As noted in the article, this theft will likely cause the death of these trees. These are some big old trees,



that should be able to live much longer lives. This is meaningless destruction for selfish profiteering. I can only wish the same could be done to these creeps.

Click [here](#) for the report from KGW.

A spokesman for the Corvallis Police Department said he was unable to disclose details because the case was active, but that an investigator had been assigned and anyone with information should contact Detective Mark Smith at 541-766-6976.”

Marc Vickery, President, Willamette Valley Woodturners



FROM OUR TREASURER

Free Club Name Tags:



If you order a free nametag it should be ready at the next meeting following your order.

If you don't have a Cascade Woodturners name tag you can get one free by emailing me at kenpegkirkman@gmail.com and asking for one!

Once you get your name tag please wear it to club meetings and other turning events.

If You Haven't Already, Please Join or Renew for 2023:

You can join Cascade or renew your membership on line. Just go to our website (cascadewoodturners.com), scroll to the bottom of the page, and click where it says to, or you can just click [here](#):

You can pay online either by using PayPal, or if you pass through the PayPal screens, with a credit card.


Besides using our web site you can see me at a meeting and give me \$35 in cash or a check, or you can mail me a \$35 check to 22429 NE234 Court, Battle Ground, WA 98604.

Any questions about name tags or membership, give me (Ken Kirkman) a call at 360-991-4056 (cell phone)

Shop Liquidation Cancelled. Carl Asch's tools are no longer being sold off on August 11th and 12th.

Thank you,

Ken Kirkman, Treasurer



Join Cascade now!

Click [HERE](#)

WHERE WE MEET IN PERSON

When Cascade meets in person it meets in the gymnasium at Wild Lilac Child Development Center ("Wild Lilac").

Wild Lilac is located at 3829 SE 74th Avenue, Portland, Oregon. The gym is off of 73rd Avenue, and parking is easiest off of 73rd Avenue.

[Here](#) is a link to a map showing where Wild Lilac is located.





CASCADE'S BOARD

The following people have been elected to the Cascade Woodturners Association Board of Directors for 2023:

NAME:	POSITION:	EMAIL:
Harvey Rogers	President	HarveyRogers@gmail.com
Kevin Jesequel	Vice President	Kevinjesequel@msn.com
Steve Walgrave	Secretary	woodsven13@gmail.com
Ken Kirkman	Treasurer	kenpegkirkman@gmail.com
Dale Larson	Program Director	woodbowl@frontier.com
Suzanne Jensen	Past President	suzannejensen@bellsouth.net
Gary Borders	At Large	gbborders@comcast.net
Joyce Botsch	At Large	joycebotsch@comcast.net
Kathleen Duncan	At Large	woodspinner@gmail.com
Len Otto	At Large	len@honoryourpast.com
Steve Strawn	At Large	strawnsl56@gmail.com
Gerald Stutts	At Large	Gdstutts@sbcglobal.net

MORE ABOUT CASCADE

Cascade Woodturners Association is an Oregon non-profit corporation that is qualified under Section 501(c)(3) of the Internal Revenue Code.

More information about Cascade is available on its website, which is:

CascadeWoodturners.org

In 2023 Cascade expects to meet once a month, except December, at the Wild Lilac Child Development Center, which is located at 3829 SE 74th Avenue in Portland, Oregon. Most meetings are likely to be in-person, but also broadcast on Zoom.

Cascade supports its activities with member dues, which are \$35 a year. You can become a member of Cascade on our website by clicking [here](#). Members receive some benefits that are not available to the general public.

Most recent board meetings:

Cascade held Board meetings on January 3, 2023, February 23, 2023 and April 27, 2023. Minutes from these meetings are available on the Cascade website, in the 'Members Only' section. No board meeting is currently scheduled. If you have topics for the board please contact Secretary Steve Walgrave or President Harvey Rogers.



CALLING ALL SEGMENTED TURNERS



Segmented Woodturners

Chapter of the American Association of Woodturners

A leading international non-profit organization advancing both the art and craft of segmented woodturning thru educational activities for all interested parties from beginners thru studio artists.

Exploring Possibilities



To learn more or join:

www.segmentedwoodturners.org

From the Segmented Woodturners Club of the AAW:

We are an AAW affiliated club that focuses strictly on segmented woodturning. We currently have about 480 members and we are eager to add more.

Our membership fee is a reasonable \$25 per year; the gallery is worth that amount alone. We have an active website with friendly critiques on work. Many members follow along projects that are engaging and fun. Our membership includes Malcolm Tibbetts (our original President) and Jerry Bennett (the inventor of the Wedgie Sled). For more info go to: www.segmentedwoodturners.org

OTHER WOODTURNING CLUBS IN OUR AREA

[Northwest Woodturners](#)

Meets on the first Thursday of each month.
The next meeting will be in October 2023.
Northwest's calendar of events is [here](#).



[Southwest Washington Woodturners](#)

Meets on the second Thursday of each month.
The next meeting will be in October 2023.



[Willamette Valley Woodturners](#)

Meets on the second Thursday.

Willamette Valley Woodturners

CASCADE'S SPONSORS



Oregoncarbidesaw.com



Gilmer Wood Company

Gilmerwood.com



Klingspor Abrasives, Inc.

Klingspor.com



Milwaukie Hardwoods LLC

Milwaukiehardwoods.com



ROCKLER

Rockler Woodworking and Hardware

Rockler.com

EST 1928
WOODCRAFT®

Woodcraft Supply LLC

Woodcraft.com



Woodcrafters Woodworking Supplies

Woodcrafters.us

Our club now has copies of this brochure. Please pick some up from Len Otto and distribute them wherever people might like to find out about woodturning in our area.



Three Woodturning Clubs

in the Portland, OR, and Vancouver, WA, areas are ready to welcome new members and those who are interested in our work.



Most of our woods are USA born renewables from downed trees to keep them from becoming firewood whereupon we turn them into useful objects, toys, works of fine art, etc. And because they are made locally, we are not subject to foreign supply chain issues.

Watch local, national and international woodturners demonstrate how they make their works of art in-person.

Basic and advanced classes on turning are available.

