



# Turning Times

The newsletter of the  
CASCADE WOODTURNERS ASSOCIATION

May 2023

[CASCADEWOODTURNERS.ORG](http://CASCADEWOODTURNERS.ORG)

## PRESIDENT'S MESSAGE

This month our demonstrator is a talented, versatile, generous turner: **Jerry Bahr**. Jerry will be showing us how to make and color platters! See pics [here](#).

The traditional AAW symposium is the beginning of June in Louisville, Kentucky. See more about it [here](#).

**For the first time the AAW is also broadcasting some of the symposium events. You can watch them using the internet.** See more [here](#). The cost is \$99 for an individual, but we can get 20% off if the club buys a package of 5, or 40% off if the club buys a package of 10. **The catch is that we must purchase the package by May 31<sup>st</sup>.** If you are interested in being part of a package please contact me well before May 31<sup>st</sup>.

**Elizabeth Weber** will demonstrate boxes at our June club meeting.

Then comes July, which is our annual auction. Gary Borders has managed it for the last three years, and he will do it again this year.

**Gary needs a helper, who will take over the auction in 2024.** The auction is a major revenue source for the club, and a great way to get wood, tools and finished pieces for yourself. See more [here](#). **Please contact Gary and volunteer!**

Once we survive the auction the rest of the year should be awesome. **Dale Larson** has scheduled **Eli Avisera, David Williams, Laurent Niclot** and **Bill Karow**.

Turn joyfully,

*Harvey Rogers, President*

## IN THIS ISSUE

[Opportunity to teach turning](#)

[Free Name tags!](#)

[Dale's Corner](#)

[Our May Demonstrator](#)

[Our June Demonstrator](#)

[Mauricio Kolenc from Uruguay](#)

[Free Beer \(not a typo\)!](#)

[Lathes for Sale](#)

[School grants](#)


[Where we meet](#)

[April Show and Tell](#)

[Avoiding Death Can be Easy](#)

## DAN TILDEN AT CASCADE

Dan Tilden did an excellent demo of natural edge turning at our April club meeting, and followed it with two all-day, hands-on classes at Dale's shop. They were very well received. See some participant's comments [here](#).





## FROM OUR TREASURER



### Free Club Name Tags:

"Hi, how are you doing? You look familiar but I just cannot remember your name." Has this ever happened to you? We have the solution.

Free Name Tags! People joining Cascade from now on will receive a free name tag, and members who joined before can get a free name tag by emailing me at [kenpegkirkman@gmail.com](mailto:kenpegkirkman@gmail.com) and

asking for one! Once you get your name tag please wear it to club meetings and other turning events.

### If You Haven't Already, Please Join or Renew for 2023:

You can join Cascade or renew your membership on line. Just go to our website ([cascadewoodturners.com](http://cascadewoodturners.com)), scroll to the bottom of the page, and click where it says to, or you can just click [here](#):



**Join Cascade now!**

Click [HERE](#)

You can pay online either by using PayPal, or if you pass through the PayPal screens, with a credit card.

Besides using our web site you can see me at a meeting and give me \$35 in cash or a check, or you can mail me a \$35 check to 22429 NE234 Court, Battle Ground, WA 98604.

Any questions about name tags or membership, give me (Ken Kirkman) a call at 360-991-4056 (cell phone)

Thank you,

*Ken Kirkman, Treasurer*

## WHERE WE MEET IN PERSON

When Cascade meets in person it meets in the gymnasium at Wild Lilac Child Development Center ("Wild Lilac").

Wild Lilac is located at 3829 SE 74th Avenue, Portland, Oregon. The gym is off of 73rd Avenue, and parking is easiest off of 73rd Avenue.

[Here](#) is a link to a map showing where Wild Lilac is located.



# SHOW AND TELL FROM OUR APRIL MEETING



Tyler Pierce



Steve Newberry



Steve Newberry



John Wheeler



Jim Piper



Eric Messinger



Jerry Harris



Jim Piper



Jerry Harris



Ian Harding



Ian Harding



Eric Messinger



Eric Messinger



Jim Piper



Eric Messinger



Brett Williamson



Don Jensen



Eric Messinger



Brett Williamson

[To get a better view click here!](#)



Don Jensen



Don Jensen

## Avoiding Death Can Be Easy: Just don't use this technique!



*Below is my article from May of last year. I am submitting it again for the newsletter this May because I believe it continues to be relevant. While I have not seen any new deaths from this practice in the headlines, I have seen ads on my social media accounts for a machine that claims to be "safer". If you are considering one of these machines (or any other method of creating this effect), please educate yourself on the inherent dangers of high voltage electricity and all of the things that can go wrong, even with a "safe" unit.*

Lichtenberg burning is the process of sending high voltage (2,000+ volts) electricity through a piece of wood that has been treated with a solution, typically saltwater, to increase its conductivity. As the electricity makes its way through the wood from one electrode to another it burns everything in its path. The pattern left behind resembles a lightning flash. It can be a fascinating process to watch, and it can be a deadly process to conduct. Currently, there have been 34 known deaths caused by Lichtenberg / fractal burning since 2017. In May of 2017 the AAW Board of Directors, at the recommendation of the AAW Safety Committee adopted the following policy:

***It is the policy of the American Association of Woodturners (AAW) that the process known as Fractal Burning is prohibited from being used in any AAW-sponsored events, including regional and national symposia, and that AAW-chartered chapters are strongly urged to refrain from demonstrating or featuring the process in chapter events. Further, the process of Fractal Burning shall not be featured in any written or online AAW publication, except for within articles that warn against its use. AAW publications will not accept advertisements for any products or supplies directly related to the process.***

What makes fractal burning dangerous? Electricity will take the path of least resistance to ground. Dry wood, by itself has a somewhat high resistance and is not very conductive. Adding salt water to wood lowers the wood's resistance and the electricity flows through it, though not easily, which is why it creates enough heat to burn its path across the wood. If the operator suddenly becomes a better path to ground, the electricity can change direction in milliseconds and travel through the operator instead.

Some of the variables that can cause the operator to become a better path to ground include, directly grounding oneself, inadequate insulation between oneself and ground, inadequate insulation between oneself and the electrodes, inadequate insulation of the conductors (wires), dirty/wet equipment, damaged equipment, faulty equipment, and the list goes on. In addition to all of that, the higher the voltage, the more capable it is of jumping, known as arcing, across or through a resistant object or the air (picture lightning). Some of those who have died from this process were trying it for the first time, others were seasoned "experts."

The most recent fatalities (April 6, 2022) were a man and a woman who were believed to have been influenced by viral TikTok videos of the process. The equipment that electrocuted them subsequently started a fire that burned the house they were in. They were the 33rd and 34th deaths from fractal burning since 2017. Don't be the 35th.

*Kevin Jesequel, Vice President and Safety Officer*



## JERRY BAHR DEMONSTRATES IN MAY



Talented turner and club member **Jerry Bahr** will demonstrate turning and coloring platters for Cascade's meeting on May 18<sup>th</sup>! Click [here](#) for more info.



## ELIZABETH WEBER DEMONSTRATES IN JUNE

Our June demonstrator is **Elizabeth Weber**. Here's a bit of information about her:

Born and raised in Tennessee, Elizabeth showed great promise in both the arts and mathematics. She first specialized in engineering, earning an M.S. in civil engineering from the University of Tennessee at Knoxville and working in several engineering jobs. In 2012, she moved to Seattle, WA, and in 2015 decided to nurture her artistic side through woodworking. Her first creations included several pieces of furniture in the Arts & Crafts style, but she eventually turned to smaller objects and now specializes in bowls, spoons, and boxes. Her skills range from natural finish and simple forms to highly carved and painted forms that emulate natural motifs. She is the AAW's 2023 POP Artist Showcase recipient, and teaches woodturning at the Pratt Fine Arts Center in Seattle, WA and the John C. Campbell Folk School in Brasstown, NC. She serves as program director and WiT liaison for her woodturning club.

For Cascade, Elizabeth will be showing how to turn and texture lidded boxes.



## UPGRADING YOUR POWERMATIC TOOL REST

Attending our regional symposium was fantastic, as we had the opportunity to visit with old friends and see new items that are a sure necessity to our turning experience.



The item in the vendor area that caught my eye was an M42 steel bar that Jimmy Allen had attached to a Powermatic tool rest. Many of my turning friends have changed out the Powermatic tool rest with a Steve Sinner or Robust steel tool rest with a hardened steel bar top edge. No more filing and sanding the tool rest to rid the rest of dings and dips caused by the hard steel tools scraping or hitting the softer cast iron.

I prefer the cast iron rest. The softer cast iron may need more maintenance but the density of the heavy cast iron rest dampens out vibration. Jimmy Allen, owner of D-Way tools has a solution. Bond a M-42 steel bar to the Powermatic tool rest. Here is the link to Jimmy's 20 minute

instructional video: <https://youtu.be/pMTody-4daQ>

Everything needed to permanently attach the hardened tool rest bars.

This shows the materials necessary to complete the task. I have both the standard and shorter tool rest. By using Jimmy's bars I saved about \$30 on the short rest and \$50 for the longer rest over buying a new rest.

Items to pay attention to would be the J-B Weld epoxy which must be the long set time variety. The 5-Minute epoxy will work, but you WILL NOT enjoy the working time. Another thing I learned is that you only need a small amount to make the initial placement to locate the bar. I found that even though J-B Weld can be chiseled, scraped and sanded, it takes a lot of time to remove excess material. Tim the Tool Man Taylor may think "more is better" but in this case just enough is your best bet.



Finished project. Now my mill file is back in the tool box for good.

*Jerry Klug*

## THIS MONTH IS THE *LAST CHANCE TO APPLY FOR WOODTURNING SCHOOL GRANTS*

### Oregon Woodturning Symposium announces....

The fourth biennial Oregon Woodturning Symposium recently announced, as part of their youth outreach, the 2023 Young Woodturner Grant Program. The Oregon Woodturning Symposium convenes every other year to promote the art and craft of woodturning. Attendees watch and learn from professional woodturners for a three day gathering including displays of gallery quality woodturned art, tool and wood vendors and much camaraderie with other woodturners. Part of the mission of the 501(c)3 group is to support young woodturners and promote the fun of woodturning. This year four \$1,000 grants will be awarded to four area schools that have a need for tools, materials or educational opportunities to support their woodturning program. Applications can be obtained by emailing: [msc6990@gmail.com](mailto:msc6990@gmail.com) – please include *OWS Grant* in the subject line of your email.


Applications are due by May 31, 2023.

Grant recipients will be notified by July 15th, 2023.

## The July Auction

**T**he auction is in July and we need your help to make it a success. Gary Borders will lead the effort on this year's auction, but we need an assistant to help Gary in these efforts.

We will have our professional auctioneer again this year – so it should be a fun time for both the bidders and audience.



Over the past few years, many of our donors in local businesses have been reluctant to donate as their revenues have declined due to the pandemic. Some businesses will definitely still donate, so we need help to contact them to ask for donations.

We also need our members to contribute to the auction by donating tools and machines that you no longer need and especially by donating items that you have made. Items made by members are always appreciated by the bidders and make up a significant percentage of our cash donations.

This year's auction is on July 20th and will be held at the Wild Lilac facility.

To help, please contact Gary Borders at [gbborders@comcast.net](mailto:gbborders@comcast.net).

## SCHEDULE OF DEMONSTRATORS COMING TO OUR LOCAL CLUBS



Here are currently scheduled demonstrations and events for Cascade Woodturners Association (Cascade), Northwest Woodturners Association (Northwest) and Southwest Washington Woodturners Association (Southwest):

Date	Cascade Demonstrators	Club	Topic
May 18	<b>Jerry Bahr evening demo</b>	Cascade	Turning and coloring platters
June 15	<b>Elizabeth Weber evening demo</b>	Cascade	Boxes
July 20	<b>Annual Club Auction</b>	Cascade	Good stuff
August 17	<b>Eli Avisera evening demo</b>	Cascade	Club demo of off-center turning
August 18	<b>Eli Avisera all day demonstration</b>	Cascade	All-day demo, various topics
August 20	<b>Eli Avisera hands-on class</b>	Cascade	Hands-on class, students get to pick topics!
August 21	<b>Eli Avisera hands-on class</b>	Cascade	Hands-on class, students get to pick topics!
September 21	<b>David Williams</b>	Cascade	Resin infused wood and turning a box
October 19	<b>Laurent Niclot demo</b>	Cascade	miniature hollow forms and ornaments
October 21	<b>Laurent Niclot all day class</b>	Cascade	hollowing a sphere, spiral carving, French tools, multi axis turning.
November 16	<b>Bill Karow</b>	Cascade	Turning a basic shape, power carving, texturing and ebonizing.
<b>Northwest Demonstrators</b>			
June 1	<b>Mike Meredith</b>	Northwest	Cast resin turning
July 6	<b>Steve Newberry</b>	Northwest	Teapots
August 5	<b>BBQ Picnic and Auction</b>	Northwest	Food and good stuff
September 7	<b>John Sutter</b>	Northwest	Offset Box Lids
<b>Southwest Demonstrators</b>			
June 8	<b>Jim Leary</b>	Southwest	Lidded Bowls
July 13	<b>Brad Stave demo</b>	Southwest	Embellishments
July 15	<b>Brad Stave class</b>	Southwest	Embellishments
August 10	<b>Kathleen Duncan demo</b>	Southwest	Finials
August 12	<b>Kathleen Duncan class</b>	Southwest	Finials
September 14	<b>John Furniss demo</b>	Southwest	John is a blind turner who has appeared on TV
November 9	<b>Larry Wan</b>	Southwest	Christmas toys



There is no open shop in May, but I am hosting **Mauricio Kolenc** from Uruguay on May 27<sup>th</sup>. It makes me realize I have been hosting thirty years of classes.

In April 1993 we had **Richard Raffan** (Australia) teach a hands on class in my shop in Gresham. This past month we did two days of hands on classes with **Dan Tilden**. By all appearances everyone had a good time. We set up eight lathes (thanks to Len Otto for the loan of his lathe). In the thirty years between **Richard Raffan** and **Dan Tilden**, Cascade has hosted woodturners from around the world. We have had **Soren Berger** and **Graeme Priddle** from New Zealand, **Eli Avisera** from Israel, **Stuart Mortimer**, **Ray Key**, and **Allen Batty** all from England, **Mike Hosaluk** from Canada, **Glenn Lucas** from Ireland, **George Hatfield** from Australia and many others, many of them several times. From the US we have had **John Jordan**, **Clay Foster**, **Christian Burchard**, **Mike Jackofsky**, **John Beaver**, **Bonnie Klein**, **Trent Bosch**, **Avelino Samuel** and a long list of others.

The mission of AAW and Cascade Woodturners is the education of woodturning and promoting the art form to the wider world. These demonstrations and classes fulfill that mission. Sometimes our members don't understand the cost of bringing in woodturners from outside our area. It can be expensive and a little risky. Over the years we have come up with a formula that works for us. We pay our dues and those are used to pay for the Thursday night meeting costs. At the same time Cascade feels that the local turners that benefit from the all day demonstrations and hands on classes should bear the cost of those days. The price we charge for the hands on classes varies with what the different demonstrators charge Cascade.

We had good support for Dan Tilden's classes and look forward to continuing support for later this year when we have **Eli Avisera** (Israel) and **Laurent Niclot** (France/USA) do demonstrations and classes. Your continued support allows this program to continue. I will be talking to demonstrators and turners at Louisville for possible programs for 2024.

Next up is an all day demonstration by **Mauricio Kolenc** from Uruguay on Saturday May 27<sup>th</sup>. I ask you: When will you have another chance to see a woodturner from Uruguay?



Picture attached: This is a picture in my old shop from the mid 1990's with **Richard Raffan** as the instructor. Also in the picture are **Glen Burki** (far left) and **Phil Lapp** (in green smock). I have forgotten the names of the other turners present.

*Dale Larson, Program Director - woodbowl@frontier.com*

## DAN TILDEN'S HANDS-ON CLASSES

On the Friday and Saturday following the April meeting Dan Tilden led hands-on classes at Dale Larson's shop. They were excellent! Here's what some of the attendees wrote:



....Dan is a fabulous teacher, breaking down the steps to a successful outcome in manageable segments. He is supportive, and checked in with each of us frequently. He avoided "hovering," and let people make their own mistakes. At the same time, he was complimentary about things that matter such as form.....

...Hollowing is what I started learning, Dan is a very good instructor....I have had to go out & buy over

\$300 of hollowing tools....

...Dan's a good instructor, I'm happy with what I learned. I really liked the friendly, cooperative atmosphere.....

.... I gained a lot of confidence in using tools in the hollow forms with Dan's guidance. That alone was worth the class fee....

.... Dan was one of the best instructors I have had the pleasure to work with. .... My biggest take away was hollowing opens a whole new area of wood turning to me if I so choose....

.... Dan's hollowing sequence and method helped me improve and get much more comfortable with hollowing. I also really liked his perspective on best use of a piece of wood, i.e. use and highlight the features and natural edges....




Hands-on classes at Dale's shop are a delight. If you haven't been to at least one you are missing out! Dale is hosting an all-day demo by **Mauricio Kolenc** (Uruguay) at the end of this month, and hands-on classes with **Eli Avisera** (Israel) in August and **Laurent Niclot** (originally from France) in October.

## DOUG PIZAC'S TOOL TIP

This month's tool tip comes from Southwest Washington Woodturners club member Pat St. John who got it from SWW member Steve Walters.

To upgrade his cast iron tool rest he added 1/4" diameter steel drill rod bar stock to the top edge, adhering them together with J-B Weld two-part epoxy. For a clean line he laid tape on the surfaces as a border, pulling them off after the epoxy was applied. And to keep the pieces in place, they were held together with magnets while the epoxy cured.



Since the force on the tool rest is downward, the epoxy proved strong enough to keep them attached.

*Doug Pizac*



Roger Dirx is **selling his REVO Laguna 12 x 16 lathe**. He's the original owner, and says the lathe is in like-new condition and works great. I've upgraded to a larger lathe.

The lathe will come with all the original equipment along with some extras.

Included:

- |                                     |                                     |
|-------------------------------------|-------------------------------------|
| 1 Instruction Manual                | 1 Face plate 1" x 8 Spindle threads |
| 1 Tool Rest 8" long                 | 1 Live Center MT2 Taper             |
| 1 Four prong drive center MT2 Taper | 1 Breaker bar                       |
| 1 Knock out bar                     |                                     |

Extras:

- 1 10" Bed Extender for outboard turning up to 16". NEVER USED. \$175.00 Value.
- 1 Solid drive center MT2 Taper Value \$20.00 Value.
- 1 1" Nylon washer

Asking price \$1100.00

Roger is member of the Willamette Valley Woodturners Club in Salem, Oregon who lives in Turner, Or.

**Roger Dirx. 503 743 3104**

Kevin Jesequel writes:

Carl Asch's family is selling the bowl lathe that he made. It appears to be designed after the John Nichols / Denver Ulery lathes.

Carl was a millwright before he retired and took up woodturning and he built a solid lathe! Here's some specs, 35" swing, 1.5hp DC motor with reversable variable speed control combined with 5 pulley positions for low speed torque. 1-1/2x8 spindle thread, #2 MT. No tailstock. Comes with a drawer full of faceplates and misc. accessories. Not sure how much it weighs, but I couldn't budge it when I tried.

It does have wheels that engage when the feet are cranked up, so it should move into your shop relatively easily.

Located in Ridgefield, WA. Only \$500!

**If interested, contact Carl's son, Jeff at 206-552-1721.**



## FREE BEER TASTING!

At the May 18th Cascade Meeting at Wild Lilac, we will be taste-testing non-alcoholic Spruce Beer. This is somewhat akin to Root Beer or Ginger Beer. This will be a unique experience – it only takes a small taste to determine if you like it. So, it will be served in small cups with ice – other types of refreshments may also be provided.

*Gary Borders, Cascade's Wood-flavored Beer Tsar*

## FROM STARBOND

You've probably heard from us that keeping your Starbond CA glue in the fridge will increase the shelf-life. You might even know that you can keep it in the freezer too. We want to share a few more tips to help you get the most out of each bottle.

If you pay close attention to the Starbond store, you will have noticed that we recently started selling extra **clog-free stoppers**. We send one of these handy caps with each glue, and you can use it to keep your nozzle from sealing up with glue, but the tight seal that it forms also keeps out moisture, which is the bane of all CA.

The reason for this is that CA glue reacts to moisture, which can cause it to start to harden. Keeping it in the fridge or freezer is, of course, a great way to keep your glue away from moisture as the mechanism that cools a refrigerator naturally strips moisture from the air inside. However, if you don't want to keep it in the fridge, or want some additional safeguards in place, you can put your glue in an airtight container, such as a jar, and throw in a **silica gel pack**.



Silica gel packs are often used when shipping electronics or metals, and you probably tend to throw them out, but we recommend saving a few to help keep your glue nice and dry. They are specifically used to strip moisture out of the air and are perfect for storing CA glue. A pack of silica gel with your CA glue in an airtight container and stored in a cool place is the perfect way to make sure your glue lasts as long as possible.

However you choose to store your glue, Starbond's got your back. We have a 30-month shelf-life guarantee for all of our clear glues when stored properly, and 20-months for our colored glues. We also produce our glues monthly, so you are always getting the freshest glue on the market. Stop by our newly upgraded website and be sure to keep an eye out for new products, as we have some exciting new releases on the horizon!

## CASCADE'S BOARD



The following people have been elected to the Cascade Woodturners Association Board of Directors for 2023:

NAME:	POSITION:	EMAIL:
Harvey Rogers	President	HarveyRogers@gmail.com
Kevin Jesequel	Vice President	Kevinjesequel@msn.com
Steve Walgrave	Secretary	woodsven13@gmail.com
Ken Kirkman	Treasurer	kenpegkirkman@gmail.com
Dale Larson	Program Director	woodbowl@frontier.com
Suzanne Jensen	Past President	suzannejensen@bellsouth.net
Gary Borders	At Large	gbborders@comcast.net
Joyce Botsch	At Large	joycebotsch@comcast.net
Kathleen Duncan	At Large	woodspinner@gmail.com
Len Otto	At Large	len@honoryourpast.com
Steve Strawn	At Large	strawnsl56@gmail.com
Gerald Stutts	At Large	Gdstutts@sbcglobal.net

## MORE ABOUT CASCADE

Cascade Woodturners Association is an Oregon non-profit corporation that is qualified under Section 501(c)(3) of the Internal Revenue Code.

More information about Cascade is available on its website, which is:

[CascadeWoodturners.org](http://CascadeWoodturners.org)

In 2023 Cascade expects to meet once a month, except December, at the Wild Lilac Child Development Center, which is located at 3829 SE 74<sup>th</sup> Avenue in Portland, Oregon. Most meetings are likely to be in-person, but also broadcast on Zoom.

Cascade supports its activities with member dues, which are \$35 a year. You can become a member of Cascade on our website by clicking [here](#). Members receive some benefits that are not available to the general public.

### Most recent board meetings:

Cascade held Board meetings on January 3, 2023, February 23, 2023 and April 27, 2023. Minutes from these meetings are available on the Cascade website, in the 'Members Only' section. **The next Cascade Board meeting is scheduled for June 22, 2023 at 6 PM by Zoom.** If you have topics for the board please contact Secretary Steve Walgrave or President Harvey Rogers.



## CALLING ALL SEGMENTED TURNERS



# Segmented Woodturners

Chapter of the American Association of Woodturners

A leading international non-profit organization advancing both the art and craft of segmented woodturning through educational activities for all interested parties from beginners through studio artists.

## Exploring Possibilities



From the Segmented Woodturners Club of the AAW:

We are an AAW affiliated club that focuses strictly on segmented woodturning. We currently have about 480 members and we are eager to add more.

Our membership fee is a reasonable \$25 per year; the gallery is worth that amount alone. We have an active website with friendly critiques on work. Many members follow along projects that are engaging and fun. Our membership includes Malcolm Tibbetts (our original President) and Jerry Bennett (the inventor of the Wedgie Sled). For more info go to: [www.segmentedwoodturners.org](http://www.segmentedwoodturners.org)

## AN OPPORTUNITY TO TEACH TURNING

I am reaching out to you because Multnomah Arts Center is looking to hire teachers in woodturning, youth wood shop, and other wood-based workshops in our wood shop.

Our current woodturning instructor, Jerry Harris, is retiring. Classes have been full with waitlists every term, and there is a lot of interest to keep this part of our program continuing.

We also have for decades offered woodworking classes for youth (some with parents - for the very youngest ages), with ages running from 2-18. We are hoping to bring this program back, after being on hold during the pandemic.

Additional opportunities in all wood arts offerings are available, and interested educators are welcome to apply.

Below is the link to the call to educators from the City. We hope to hire instructors for courses beginning this summer and beyond.

<https://www.governmentjobs.com/careers/portlandor/jobs/3850853/recreation-employment-music-and-arts-centers-ages-18-open-continuous>

**Nicole Rawlins** Adult Visual Arts Coordinator | Multnomah Arts Center  
503-823-2787 (MAC Main Office) | 503-823-2280 (Nicole's Desk)

## MAURICIO KOLENC'S DEMO

Dale Larson will be hosting Mauricio Kolenc from Uruguay at his shop on Saturday May 27th for an all-day demo. Mauricio is stopping in here before heading to AAW Louisville to demonstrate there. The cost for the all day demo will be \$25.

If you plan on attending please call or email Dale so he can get a rough head count. Phone: **503-661-7793** Email: woodbowl@frontier.com

Mauricio describes his all-day demo like this:

I will dedicate a half day to thread chasing and the other half to turning an ogee bowl my way with a small foot. If there is any time left we can do another little project.

Normally I divide my hand thread chasing demonstrations in two:

1) Theory and practice. It includes:

- A little history about threading and hardwood turning:

- Materials used;
- Selection, geometry and preparation of chasers in order to get better results;
- Instructions for turning comfortable handles;
- Maintenance and sharpening. The armrest and allied tools;

The way I use and sharpen the point tool; and,

Practical chasing - the act of threading 2 pieces together.

2) Using threads in boxes, salt shakers and mandrels

**The demo will be held at Dale's shop starting at 9 am.** Dale's shop is

located at:

5010 SE Regner Rd Gresham

**You need to bring your own lunch.** Dale's shop is too far from town to get food during the demo.





## OTHER WOODTURNING CLUBS IN OUR AREA

### Northwest Woodturners

Meets on the first Thursday of each month.  
The next meeting will be in February 2023.  
Northwest's calendar of events is [here](#).



### Southwest Washington Woodturners

Meets on the second Thursday of each month.  
The next meeting will be in February 2023.



### Willamette Valley Woodturners

Meets on the second Thursday.

## Willamette Valley Woodturners

## THE AAW SYMPOSIUM JUNE 1 - 4, 2023, LOUISVILLE KY

**AAW's 37th Annual Symposium is the biggest woodturning event in the world and has something for everyone, no matter your experience level.**

**The AAW is also broadcasting some events over the internet and you may be able to get a discount if you act this month. Click [here](#) for more info.**

Learn from Top Turners – More than 80 live demonstrations, presentations and panels by some of the best turners from around the world.  
Experience the World's Largest Woodturning Tradeshow – Get an up-close look at the latest tools and supplies.  
Meet woodturning hobbyists, professionals, artists, collectors, and vendors.  
Browse one of the largest wood art galleries in the world and buy a unique piece to take home with you.

Register to attend in person by clicking [here](#).





## CASCADE'S SPONSORS



[Oregoncarbidesaw.com](http://Oregoncarbidesaw.com)



Gilmer Wood Company

[Gilmerwood.com](http://Gilmerwood.com)



Klingspor Abrasives, Inc.

[Klingspor.com](http://Klingspor.com)



Milwaukie Hardwoods LLC

[Milwaukiehardwoods.com](http://Milwaukiehardwoods.com)



Rockler Woodworking and Hardware

[Rockler.com](http://Rockler.com)



Woodcraft Supply LLC

[Woodcraft.com](http://Woodcraft.com)



Woodcrafters Woodworking Supplies

[Woodcrafters.us](http://Woodcrafters.us)

Our club now has copies of this brochure. Please pick some up from Len Otto and distribute them wherever people might like to find out about woodturning in our area.

# Three Woodturning Clubs

in the Portland, OR, and Vancouver, WA, areas are ready to welcome new members and those who are interested in our work.



Most of our woods are USA born renewables from downed trees to keep them from becoming firewood whereupon we turn them into useful objects, toys, works of fine art, etc. And because they are made locally, we are not subject to foreign supply chain issues.

Watch local, national and international woodturners demonstrate how they make their works of art in-person.

Basic and advanced classes on turning are available.

