



Turning Times

The newsletter of the
CASCADE WOODTURNERS ASSOCIATION

January 2024

CASCADWOODTURNERS.ORG

PRESIDENT'S MESSAGE

Happy New Year and welcome to 2024!

I hope the new year has been good to you so far, and you are looking forward to 2024 as much as I am. Once again, our Program Director, **Dale Larson** has lined up many great demos for this year.

Kicking things off for us this month will be **Jim Piper** with an insight into how he creates his beautiful art pieces.

Another great point of excitement for this year is the return of the **AAW International Woodturning Symposium** here in Portland in May. I have been to the last two symposiums and am really looking forward to it being on home turf this year. I encourage everyone to bring something to the instant gallery.

Many volunteers will be needed to make the symposium a smooth and enjoyable experience for all attendees. The volunteer signup portal should be live in the next month or so. Please consider signing up for a slot or two. I look forward to serving you this year and hope to see you at the meetings!

*Kevin Jesequel,
President*

IN THIS ISSUE

[Our January Demonstrator](#)

[Our February Demonstrator](#)

[The AAW Symposium is coming to Portland!](#)

[Ordinary Things](#)

[Friendships](#)


[Please Renew](#)

[Be Safe!](#)

[Dale's Corner](#)

[Empty Bowls Challenge](#)

← This delightful drawing was made by **Melissa Garcia** →, a student at Reynolds High School. The student's wood shop teacher, **Erich Schneider**, sent it to **Len Otto**, and Len sent it in for the newsletter!




OUR JANUARY DEMONSTRATOR IS JIM PIPER!



Jim Piper is our first demonstrator of 2024. He's an amazing wood artist, has been on the cover of the *American Woodturner*, and has received a bunch of honors for his turning and embellishment.

When I asked him what he would demonstrate Jim wrote:

"I'd like to start by showing a few photos of my work, and talking about what inspires me in both form and texture, and how I use unexpected and unlikely inspirations. For example: an upturned barrel cactus in the Grand Canyon; Eroded sandstone. A fallen bird's nest inspired the top of a box for a show "Boxes to Die For" that I was invited to show in.



Several years ago I was inspired to discover some of the Whys of Woodturning - otherwise referred to as The Physics of

Woodturning. I think it will benefit everyone. For example: why we are attracted to one form over another. Richard Raffan refers to a chain suspended from two points, and how and why it creates a beautiful, more comfortable curve to follow. When that curve is turned 90 degrees, it creates a beautiful vessel or bowl profile.



Max Brosi leaves a curve no more than a mm in height in a textured surface to define a beautiful sweeping curve around a vessel. Avelino Samuels carves very symmetrical spiral curves with much more depth. Both are equally beautiful, organic forms.



than a mm in height in a textured surface to define a beautiful sweeping curve around a vessel. Avelino Samuels carves very symmetrical spiral curves with much more depth. Both are

I will have tools to demonstrate most of the textures I like to create. Outlining with a wood burner, creating more depth with a rotary carver and refining the details with a wood burner. In addition, I will have paints and brushes to show depth and detail of carving, and why the shape of the brush is important."



Jim was featured in **Suzanne Jensen's** excellent "Spotlight" article in Cascade's [November Newsletter](#), and you can see more of Jim's marvelous work on his website:

www.jimpiper.com

THE AAW SYMPOSIUM IS COMING TO PORTLAND!



AAW's 38th International

Woodturning Symposium

May 23-26, 2024 | Portland, OR

The AAW International Woodturning Symposium is the biggest woodturning event in the world and has something for everyone, no matter your experience level. Click [here](#) for more information.

Internationally Renowned Demonstrators – Top woodturners from around the world will be demonstrating for woodturners of all skill levels.

World's Largest Woodturning Trade Show – All your favorite woodturning and woodworking vendors will be in one place giving you a hands-on look at the latest and greatest products.

A Sense of Community – Connect with a welcoming community of woodturning hobbyists, professionals, artists, collectors, and vendors.

Gallery, Exhibitions and Auctions – The largest and most unique display of awe-inspiring wood art from around the world

Two Ways to Attend – Register for full access to all the demonstrations, gallery, auctions and trade show, or attend just the trade show and gallery for free.

You can still participate in the "Chapter Discount" of \$40 by emailing Harvey at harveyrogers@gmail.com by January 18th. Harvey sent an email to everyone who has asked for the discount as of January 11th. If you didn't get an email and you want the discount please email Harvey again! After January 18th the AAW will send Harvey a discount code, that you need to use when you register to get the chapter discount.

You can register for the symposium [here](#), but don't register yet if you want the chapter discount.

This is an amazing opportunity for woodturners who live near Portland. And several of our members are demonstrating or otherwise playing major roles in the symposium. Try to attend if you can, the AAW symposium isn't likely to be near to us again for years.

Click [here](#) for information on being a videographer at the symposium. Click [here](#) for information on other volunteer opportunities.



VIDEOGRAPHERS NEEDED FOR THE AAW SYMPOSIUM

2024 Symposium

The 2024 show will be at the Oregon Convention Center as it was in 2017. There will be 9 demo rooms – 2 Live Demo rooms that go on-air, and 7 standard demo rooms. The AAW videography team will interview and select the videographers – see schedule below. Technical knowledge will be part of the interview process.

Videographers Benefits

- Selected videographers receive free admission to the symposium, banquet, and a t-shirt.
- A total of 24–26 videographers are needed.

Videographer Show Requirements

- **Wednesday** – Unpacking of equipment and setup of the rooms. Not everyone is required.
- **Thursday** – Mandatory training on the boom cameras and the switcher. **Everyone is required to attend.**
- **Friday – Sunday** – Show. Must do a minimum of 6 rotations.
- **Sunday Afternoon** – Teardown. The more we have the faster it will go.

Videography Volunteers Timeline

- **December 15 – February 1** – application process opens. Link to the application will be on the AAW website and sent out to the membership.
- **February** – applications are called by the AAW team for a short interview.
- **Approximately around the first of April** – Applicants will be notified if they are selected or not.

Details of the Job

There will be 9 demo rooms including discussion rooms. 2 of the 9 rooms are live. There are a total of 90 demos for 10 rotations. 20 demos will be in the two Live rooms – 12 videographers. The remaining 7 demo rooms with 70 demos will need 12 to 14 videographers.

Two Live Rooms – 4 teams/3 people per team = 12 Videographers

These rooms are broadcast live worldwide.

- **Boom Operator** – operates the boom camera.
- **Audience Camera** – stationary camera
- **Switcher operator** – controls what goes to air
- **Audience monitor (Chat)** – Monitors audience feedback and answers questions or passes the question to the demonstrator.

Seven Demo Rooms – 1 videographer per demo = 12–14 Videographers for 70 demos

Each room just has a boom camera, and two large monitors. There will be a room helper volunteer who is not a videographer.

- **Boom Operator** – operates the boom camera.

Volunteer Requirements

- **Boom Operator** – Looking for experienced camera operators. The boom will require training and practice which will occur on the Thursday before the show.
- **Switcher Operator (Live Rooms Only)** – Minimal technical knowledge required but knowledge of turning is required. Switcher orientation will occur on the Thursday before the show.
- **Audience Monitor (Live Rooms Only)** – Knowledge of turning required. They will monitor the on-line Chat and answer questions or pass them on to the demonstrator. Minimal technical knowledge required.

For more information contact Roger Crooks at: nwwt.rogercrooks@comcast.net



I spend most of my time in my shop making ordinary things, which are most definitely *not* gallery-quality things. These ordinary things are usually gifts and stuff that family and friends ask me to make. I love doing them, but since they are not the sort of thing that gets written up in the *American Woodturner*, I thought I would write about a few for this newsletter.

A couple of weeks before Christmas I got a text from a daughter-in-law who shared a secret: her children were getting a hamster from Santa! She wanted to know if I would like to secretly make a house for the hamster and provide it to Santa before Christmas. Of course I said “yes,” but then I had to

figure out how to do that.

I didn’t know much about hamsters, but Google came to my aid. Hamsters are nocturnal and they like to sleep in the dark during the day, so my hamster house should have a small door and no windows. They like to burrow into shavings where they sleep, so my hamster house needed to be tall enough to accommodate shavings. It also needed to allow my grandkids to get rid of dirty old shavings and put in clean, new ones. I wanted the grandkids to be able to take a look at the hamster when it was trying to sleep in its house, so my hamster house needed a removable roof.

Hamsters also tend to chew on anything that is chewable, including their wooden houses.

From Google came these design criteria: a bottomless house with a removable top, small door, no windows, and unfinished, non-toxic wood. All I needed to add was an architectural style.




I went for “Fairy Tale,” and made my hamster house look like a fat mushroom. I made the cap removable, like the lid on a turned box, and I made the stem like a bottomless tube, so the dirty shavings would stay in the cage when the grandkids picked up the whole house. Google also told me that hamsters can use toilet paper tubes as tunnels, so I measured the inside diameter of a toilet paper tube, and used a forstner bit about that to size to drill the door.

I guess it was a success. When my grandkids put the mushroom house in the hamster cage the hamster checked it out, crawled in, and went to sleep.

Harvey Rogers, Newsletter Editor

OUR FEBRUARY DEMONSTRATOR IS DAVE GUTSCHMIDT!



Cascade Woodturners has some truly amazing turners among its members. Dave Gutschmidt is one. Dave will be demonstrating aspects of turning natural edge bowls and other forms. Dave writes:



“I’ve been turning for about 30 years mainly for personal enjoyment but have managed to sell some work along the way which makes tool purchases easier to justify!

I consider myself to be a good technician/craftsman and artist wannabe. My woodturning journey has been an exploration of line, form and self reflection with a significant amount of

relaxation and meditation along the way.

While continually learning the craft I have been able to use what I’ve learned to produce pieces that bring out the beauty of the medium and hopefully create forms that are pleasing to the eye. While it is enjoyable to get the “how does he do that!” response my hope is that the viewer will be drawn to the form and the beauty of the material.



My demo will show how I approach a piece of wood to make a natural edge form. I’ll take you through the process from log to the finished piece. There are many ways to get to the finished result and I don’t claim to have the definitive method.

The process I employ is what has grown organically from my many attempts to create these pieces. Hopefully some of it will help you in your journey towards the finished piece you have in your minds eye.”





HAPPY (SAFE) NEW YEAR!

A New Year is upon us. It is a time to reflect on years past and a time to plan for the year ahead.

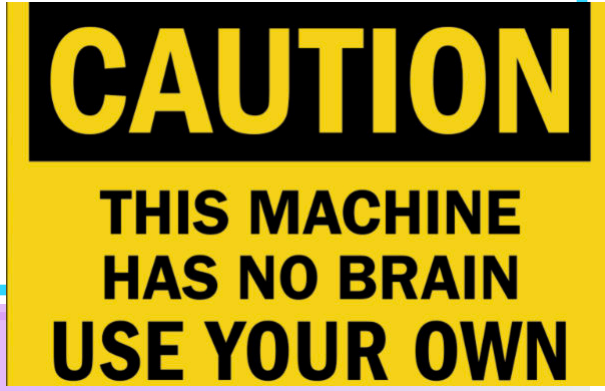
As you make your resolutions this New Year, I hope one you'll make (and keep!) is to make safety a priority in the workshop. Of course, there are inherent dangers in what we do, and we can't wrap everything in bubble wrap. But taking the time to just think a couple steps ahead can be the difference between a great day at the lathe and an unexpected trip to the ER.

Think about what you intend to do. What are the steps? What are the "snakes in the grass" you need to watch out for? If something starts to go wrong, how can you safely "hit pause" and take a step back? If you can't visualize the steps of your project in your head, write them down or sketch them out.

Let's find ourselves at the end of 2024 with as many digits and no more scars than we have today.

Happy New Year, and happy turning in 2024!

Kevin Jesequel, President



DALE LARSON'S CORNER



I will be hosting an **open shop on January 27th**, starting about 9 am. This is a great resource for new and beginning turners, and fun for more experienced turners.



Email me if you need directions.

We spend a lot of time helping new turners sharpen tools. So bring your tools and an idea. If you don't have wood we can generally find wood in my shop. We'll set up five or six lathes of different sizes.

Dale Larson, Program Director, woodbowl@frontier.com

HELPING WITH THE AAW SYMPOSIUM IN PORTLAND



AAW symposium team people will be in Portland Saturday Jan 20th. This meeting will help explain to the local volunteers how to use Sign Up Genius for the volunteers for each committee. It is also a chance to ask questions on how the symposium will operate. The meeting will probably be at the convention center or the host hotel across the street. When I have the exact location and time I will pass it on. Anyone with an interest is welcome to come to the meeting.

We have committee leads for all the major committees. Thank you everyone for the early help. We have three committees that we are looking for some lead help on. All three can be done by spouses since they occur while there are rotations going on and are not directly wood or tool related. Here are the three committees I could use a lead volunteer for:

1. Volunteer booth lead. This is a booth where the out of town visitors can come for help and information. The office is working to get information that can be given out on local restaurants, places like the Rose Garden and the World Forestry center and the like. It will start Thursday morning.
2. Merchandise booth. Vernita Brown (board member Jay Brown's better half) will run the booth but needs help. They sell the AAW tshirts and other items.
3. Spouse Craft room. An area is set up for the spouses to work on their own craft projects. In the past this has been as simple as just having an area for them to work or more organized where craft demonstrations have been presented.

If your spouse is planning on coming to the symposium with you or would like to help with the different parts of the symposium please contact me. And someone that is craft oriented who be a great help with that room.

Dale Larson, Board Member and AAW Liason

Please Renew Your Membership

Your membership in Cascade runs from February 1 through January 31. If you have already paid your membership dues for 2024, thank you!

If you have not, please consider paying them before your membership expires. Our dues are only \$35/year, and they help the club bring quality woodturning events and supplies to you.

Renewing your membership is easy. Current members will get a reminder email, and you can just click on the link in the email, log in, and renew. Or you can go to our website (www.cascadewoodturners.org), scroll to the bottom of the page, and click where it says to click. You can pay through the website, bring a check to the next meeting, or contact **Steve Strawn**, our Treasurer.



**Join Cascade
now!**

Click [HERE](#)

Pete Gibson, Brett Williamson and I went up to the Dalles and five loads later had this tree in my driveway. The Black Walnut is over 4' diameter at the base. The picture here is the main crotch. I am pointing to a piece of metal sticking out of the center of the crotch. We'll find out what it is. I think I need a bigger saw.

This is a story of friendship. Google is putting in a large facility at The Dalles. The project manager for Google lives in Houston. He is the nephew of Tom Wirsing in Colorado. Tom is past president of AAW and I served on the board with Tom for five years. Tom got a call on the tree from his nephew and Tom called me. That is friendship. Google just wanted the tree to be used by artists. I encourage you to volunteer to help with AAW. You might get a call from Texas on a nice tree.

Dale Larson, Program Director



EMPTY BOWLS

Each year at the AAW International Symposium, AAW members create and donate woodturned bowls (and other turned items), which are sold in the symposium's Instant Gallery to raise money for a selected local nonprofit in the city hosting the symposium.

Large or small, each bowl costs only \$25 and 100% of the proceeds from the sale of bowls benefits the nonprofit. The AAW has announced that this year's recipient for the proceeds from the Empty Bowls program will be Meals on Wheels

The Cascade board is challenging each and every one of you to turn and donate a bowl for this wonderful program at this year's symposium here in Portland. They do not need to be large (8" +/- would be fantastic). If you need wood for this, come to a meeting and I am sure you will find several suitable blanks on the raffle table between now and the symposium. Likewise, if you have extra blanks, rough outs, or small cores, consider bringing them to a meeting for the raffle. Lets flood the donation tables at this year's symposium!

Kevin Jesequel, President



CALENDAR OF COMING EVENTS



Date	Cascade Demonstrators	Club	Topic
January 18	Jim Piper	Cascade	Embellished forms
February 15	Dave Gutschmidt	Cascade	Natural edge forms
March 21	Kathleen Duncan	Cascade	TBA
April 18	Steve Newberry	Cascade	TBA
July 18	Craig Timmerman	Cascade	TBA
August 15	John Beaver	Cascade	TBA
Northwest Demonstrators			
February 1	John Beechwood	Northwest	Tulips
March 7	Kevin Jesequel	Northwest	Hollow forms
April 4	Seri Robinson	Northwest	Turning spalted wood
May 2	Rob Vogtman	Northwest	Router inlays
Jun 6	Janice Levy	Northwest	Pyrography
July 4	Bill Karow	Northwest	Texturing
Southwest Demonstrators			
January 11	Kathleen Duncan/Rick Rich	Southwest	Tool making demo
January 13	Kathleen Duncan/Rick Rich	Southwest	Tool making class
February 8	Rick Rich	Southwest	Spindle turning demo
February 10	Rick Rich	Southwest	Spindle turning class
March 14	Rick Rich	Southwest	Gardening stool demo
March 16	Rick Rich	Southwest	Gardening stool class
April 11	Brian Harte	Southwest	Goblets
American Association of Woodturners 2024 Symposium in Portland			
May 23 to 26	AAW Symposium in Portland!	Everybody	Demonstrators, galleries, exhibitions and a huge trade show.

OTHER WOODTURNING CLUBS IN OUR AREA

Northwest Woodturners: meets on the first Thursday. It's calendar is [here](#).



Southwest Washington Woodturners: meets on the second Thursday. It's website is [here](#).



Willamette Valley Woodturners

Meets on the second Thursday. Its website is [here](#).

Willamette Valley Woodturners



CASCADE'S 2024 BOARD OF DIRECTORS

The following people have been elected to serve on the Cascade Woodturners Association Board of Directors for 2024.

Kevin Jesequel, President

Steve Newbery, Vice President

Steve Walgrave, Secretary

Steve Strawn, Treasurer

Dale Larson, Program Director

Harvey Rogers, Past President and newsletter editor

Joyce Botsch, At Large

Ian Harding, At Large

Gary Borders, At Large

Gerald Stutts, At Large

Kathleen Duncan, At Large

Brett Williamson, At Large

Len Otto, At Large

Bill Karow, At Large

MORE ABOUT CASCADE

Cascade Woodturners Association is an Oregon non-profit corporation that is qualified under Section 501(c)(3) of the Internal Revenue Code.

More information about Cascade is available on its website, which is:

CascadeWoodturners.org

In 2023 Cascade expects to meet once a month, except December, at the Wild Lilac Child Development Center, which is located at 3829 SE 74th Avenue in Portland, Oregon. Most meetings are likely to be in-person, but also broadcast on Zoom.

Cascade supports its activities with member dues, which are \$35 a year. You can become a member of Cascade on our website by clicking [here](#). Members receive some benefits that are not available to the general public.

Most recent board meetings:

Minutes from Cascade's recent board meetings are posted on the Cascade website, in the 'Members Only' section. The most recent board meeting was on January 10, 2024 and the minutes will be posted on the website. If you have topics for that board meeting please contact Secretary Steve Walgrave or President Kevin Jesequel.

CASCADE'S SPONSORS



Oregoncarbidesaw.com



Gilmer Wood Company

Gilmerwood.com



Klingspor Abrasives, Inc.

Klingspor.com



Milwaukie Hardwoods LLC

Milwaukiehardwoods.com



ROCKLER

Rockler Woodworking and Hardware

Rockler.com

EST 1928
WOODCRAFT®

Woodcraft Supply LLC

Woodcraft.com



Woodcrafters Woodworking Supplies

Woodcrafters.us

Our club now has copies of this brochure. Please pick some up from Len Ott and distribute them wherever people might like to find out about woodturning in our area.



Three Woodturning Clubs

in the Portland, OR, and Vancouver, WA, areas are ready to welcome new members and those who are interested in our work.



Most of our woods are USA born renewables from downed trees to keep them from becoming firewood whereupon we turn them into useful objects, toys, works of fine art, etc. And because they are made locally, we are not subject to foreign supply chain issues.

Watch local, national and international woodturners demonstrate how they make their works of art in-person.

Basic and advanced classes on turning are available.

