



Turning Times

The newsletter of the
CASCADE WOODTURNERS ASSOCIATION

February 2024

CASCADWOODTURNERS.ORG

PRESIDENT'S MESSAGE

IN THIS ISSUE

First Meeting of 2024, Take 2!

I was extremely disappointed to have to make the decision to cancel our January in-person meeting due to inclement weather, but the board and myself felt it was the best decision for our membership and our demonstrator, Jim Piper. We will all have an opportunity to see Jim's demonstration live and in person at our June meeting. This month we have the very talented Dave Gutschmidt demonstrating for us.

If you intended to pay your dues in person at the January meeting but were unable to due to the cancellation. Steve Strawn, our new treasurer, will be happy to take your money at the February meeting. Steve is doing a wonderful job taking ownership of our accounts and finances. Take a minute to say "hi" at our meeting.

Just today I saw a post from the AAW that the symposium is just about 100 days away, and it will be even less by the time you read this. Please check out the volunteer opportunities ([click here](#)) and consider lending a hand. You do not need to be a symposium attendee for many of the volunteer spots. An hour or two of volunteering and another couple of hours spent wandering the instant gallery and vendor showcase would make for a very nice day out. Spouses and friends are welcome to volunteer for many tasks as well.

If you have bowl blanks, rough outs, or cores to donate to the raffle for other members to turn for the empty bowls fundraiser at this year's symposium, please bring them to the meeting. [Click here](#) for more info. See you then!

Happy turning,

Kevin Jesequel, President

[THE AAW SYMPOSIUM](#)

[SHOW AND TELL THAT WASN'T](#)

[VOLUNTEERING FOR THE AAW SYMPOSIUM](#)

[THE VIRTUAL SHOW AND TELL](#)

[OUR FEBRUARY DEMONSTRATOR](#)

[OUR MARCH DEMONSTRATOR](#)

[OUR JUNE DEMONSTRATOR](#)

[DALE'S CORNER](#)

[DOUG PIZAC'S TOOL TIP](#)

[A GREAT EXHIBIT](#)

[ORDINARY THINGS](#)

[TROUBLE PAYING WITH PAYPAL?](#)

[MEMBERSHIP CARDS](#)

[NEW LIBRARY ADDITION](#)

OUR FEBRUARY DEMONSTRATOR IS DAVE GUTSCHMIDT!



Cascade Woodturners has some truly amazing turners among its members. Dave Gutschmidt is one. Dave will be demonstrating aspects of turning natural edge bowls and other forms. Dave writes:



“I’ve been turning for about 30 years mainly for personal enjoyment but have managed to sell some work along the way which makes tool purchases easier to justify!

I consider myself to be a good technician/craftsman and artist wannabe. My woodturning journey has been an exploration of line, form and self reflection with a significant amount of

relaxation and meditation along the way.


While continually learning the craft I have been able to use what I’ve learned to produce pieces that bring out the beauty of the medium and hopefully create forms that are pleasing to the eye. While it is enjoyable to get the “how does he do that!” response my hope is that the viewer will be drawn to the form and the beauty of the material.



My demo will show how I approach a piece of wood to make a natural edge form. I’ll take you through the process from log to the finished piece. There are many ways to get to the finished result and I don’t claim to have the definitive method.

The process I employ is what has grown organically from my many attempts to create these pieces. Hopefully some of it will help you in your journey towards the finished piece you have in your minds eye.”





THE AAW SYMPOSIUM IS COMING TO PORTLAND!



The AAW International Woodturning Symposium is the biggest woodturning event in the world and has something for everyone, no matter your experience level. Click [here](#) for more information.

Internationally Renowned Demonstrators – Top woodturners from around the world will be demonstrating for woodturners of all skill levels.

World's Largest Woodturning Trade Show – All your favorite woodturning and woodworking vendors will be in one place giving you a hands-on look at the latest and greatest products.

A Sense of Community – Connect with a welcoming community of woodturning hobbyists, professionals, artists, collectors, and vendors.

Gallery, Exhibitions and Auctions – The largest and most unique display of awe-inspiring wood art from around the world

Two Ways to Attend – Register for full access to all the demonstrations, gallery, auctions and trade show, or attend just the trade show and gallery for free.



Chapter Discount – 35 Cascade members have received discount codes for the symposium. If you didn't get one and you asked for one, please contact me. If you didn't ask for one and now think you want one, contact me and I'll see if the AAW will give us more codes.

Benefit Meals on Wheels and Participate in Empty Bowls! – Click [here](#) for more info.

This is an amazing opportunity for woodturners who live near Portland. And several of our members are demonstrating or otherwise playing major roles in the symposium. Try to attend if you can, the AAW symposium isn't likely to be near to us again for years.

Click [here](#) for information on volunteering to help at the symposium.

Harvey Rogers, Newsletter Editor





VOLUNTEERS NEEDED FOR THE AAW SYMPOSIUM

The AAW Symposium is May 23-26 in Portland. *Dale Larson* is the AAW'S local lead for the symposium.

LOCAL LEADS FOR MERCHANDISE AND SPOUSE CRAFT ROOM NEEDED: *Dale Larson* writes:

"We still need to lead persons for Merchandise and Spouse Craft room. Basically, Merchandise is helping in the AAW booth selling AAW T-shirts, books and other items. Spouse Craft room is being a host for the out of town spouses that wish to work on their craft and socialize with other abandoned spouses. If you have a spouse or friend that would like to help out in these roles please let me know." You can call Dale or email him at woodbowl@frontier.com.

VIDEOGRAPHERS AND STREAMING TECHNICIANS: *Steve Walgrave* is the local lead for videographers and streaming technicians, and Steve needs volunteers. *The window to apply closes on February 15th and there is a special procedure for volunteering to be a videographer or streaming technician.* To do that go to <https://www.woodturner.org/Woodturner/Events/Calls-for-Entries.aspx>

Click on the box that says "Apply Now" and then fill out the form. If you have questions please call or email Steve Walgrave at swalgrave@comcast.net

RAFFLE ASSISTANTS: *Steve Newberry* is the local lead for the symposium raffle. He writes: I'm leading the raffle effort for the AAW symposium in Portland the last week of May this year. Most of the volunteer positions are for two people to sit at the raffle table for 1.5-2 hour shifts selling tickets, although the last two positions involve selling tickets just prior to the banquet. I have a total of 28 positions to fill and would greatly appreciate volunteers to help with this effort.

AAW was greatly impressed with the willingness of local Woodturners to help during the 2018 symposium. This is one of the many reasons Portland is considered a great venue for this event.

REGISTRATION ASSISTANTS: *Sarah Livingstone* is the local lead for registration. She writes:

I am looking for volunteers to assist with registration. You will be handing out packets, badges and greeting attendees along with other simple things. This is a fun and easy way to get involved. Symposium registration is not required so please encourage your spouse or others interested to volunteer some of their time.

You can sign up for shifts on line, and you will receive a free volunteer T-shirt for you efforts. 24 volunteers are needed for Thursday 's pre-registration, 16 for Friday, and a few for Saturday/Sunday. Shifts are 2.5 hours.

VENDOR SAFETY

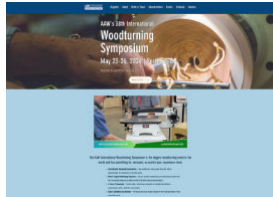
I (Harvey Rogers) am the local lead for vendor safety. This is a great way to help the symposium *and* spend extra time in the vendor area drooling over tools.

To volunteer, click [here](#) or read the next page.

SIGNING UP TO VOLUNTEER AT THE SYMPOSIUM

Please volunteer to help at the Symposium! To volunteer:

1. Go to the symposium website: <https://www.aawsymposium.org/>



2. Go down to "Info and Resources" and click on the blue box that says "Volunteer."



3. When the "Volunteer" page opens click on the red "Sign Up" button. That will take you to the "Sign Up Genius," an online program that lets you pick what you would like to do as a volunteer, and schedule when you will do it.

Click on the volunteer options that interest you, and sign up for available slots.

If you have questions or problems with the Sign Up Genius please email Sue Madden at skmadden@asu.edu

If you click on the orange text with the title of the volunteer activity Sign Up Genius will show you a brief description of what a volunteer for that activity will do. If you have questions more questions about what you will do as a volunteer, please contact the local lead for that area. The local leads are:

- Raffle- Steve Newberry
- Instant Gallery- Kathleen Duncan
- Wood- Mike Meredith and Dave Wood
- Tool Room - Gary Borders
- Video- Steve Walgrave and Roger Crooks
- International Demonstrators- Kevin Jesequel
- Shipping- Dale Larson
- Volunteer Booth- Adam Cox
- Registration- Sarah Livingstone
- Youth-Larry Curry
- Vendor/Safety- Harvey Rogers
- Grinder set up- Don Jensen

OUR MARCH DEMONSTRATOR IS KATHLEEN DUNCAN!



Kathleen Duncan is amazing. She's a past president of Cascade, a former AAW board member, a leader in Women in Turning, and a turner of elegant and delicate objects.

She turns a variety of things – everything from large bowls to delicate Christmas ornaments, magic wands to spinning tops, and gnomes to spheres.

After retiring from her position at Washington State University in 2014, she got into piercing: not noses and ears, but turned wood.

She uses a dental drill to make intricate designs

in small vessels with a wall thickness of about 2 mm.

At our March meeting Kathleen will demonstrate the turning of three delicate and graceful pieces: a thin

finial, a trembleur, and a pierced, natural edge ornament umbrella!



Kathleen was featured in **Suzanne Jensen's** excellent "Spotlight" article in Cascade's [October 2023 newsletter](#), and you can see more of Kathleen's work on her website:

KathleenDuncan.com




OUR JUNE DEMONSTRATOR IS JIM PIPER!



Jim Piper was supposed to be our January demonstrator but nasty, cold weather has postponed his demo until June. Jim is an amazing wood artist, has been on the cover of the *American Woodturner*, and has received a bunch of honors for his turning and embellishment.

When I asked him what he would demonstrate Jim wrote:

“I’d like to start by showing a few photos of my work, and talking about what inspires me in both form and texture, and how I use unexpected and unlikely inspirations. For example: an upturned barrel cactus in the Grand Canyon; Eroded sandstone. A fallen bird’s nest inspired the top of a box for a show “Boxes to Die For” that I was invited to show in.



Several years ago I was inspired to discover some of the Whys of Woodturning - otherwise referred to as The Physics of Woodturning. I think it will benefit everyone. For example: why we

are attracted to one form over another. Richard Raffan refers to a chain suspended from two points, and how and why it creates a beautiful, more comfortable curve to follow. When that curve is turned 90 degrees, it creates a beautiful vessel or bowl profile.



Max Brosi leaves a curve no more than a mm in height in a textured surface to define a beautiful sweeping curve around a vessel. Avelino Samuels carves very symmetrical spiral curves with much more depth. Both are equally

beautiful, organic forms.

I will have tools to demonstrate most of the textures I like to create. Outlining with a wood burner, creating more depth with a rotary carver and refining the details with a wood burner.



In addition, I will have paints and brushes to show depth and detail of carving, and why the shape of the brush is important.”




Jim was featured in **Suzanne Jensen’s** excellent “Spotlight” article in Cascade’s [November Newsletter](#), and you can see more of Jim’s marvelous work on his website:

www.jimpiper.com



I spend most of my time in my shop making ordinary things, which are most definitely *not* gallery-quality things. Last month I wrote about the hamster house I made for my Portland grandkids. This month I'm writing about an apron hanger my wife asked me to make.



This story begins last year when we did a minor kitchen remodel that removed a couple of upper cabinets. It left a vacant space on one wall that my wife thought needed an apron hanger (note: this does *not* suggest that she actually wears aprons in the kitchen; she just likes the way they look). As is often the case, she wanted it to “look nice” but had no other design input. After some pondering I decided the hanger should have a peg to hang the apron on, and some sort of base to hold the peg so it could be screwed to the wall. Beyond that I wanted it to be whimsical. Both my wife and I like whimsical stuff.

Since I've been playing around with MidJourney (an AI image generator) I thought I could achieve whimsy by putting a whimsical image on the apron hanger. That gave me my design: a round picture frame to hold the image, with a diamond piece at the bottom to hold the apron peg.

I drew the shape on an old cherry board that had been lying around my shop for years, put my live center in the center of the frame, turned a tenon for my scroll chuck and started the cut for the round frame. This cut gave me a guide for separating the round part from the diamond part. I cut the board free from the round part, remounted the round part on my chuck, finished shaping it, flipped it around, and cut a rebate inside the back to hold the picture.

I finished cutting and shaping the diamond, and attached it back on the frame with a tenon. I had trouble deciding how to attach it to the wall. I could have put screws through the diamond, but that seemed ugly. So I ordered some thin, aluminum “french cleats” from Amazon. I thought they would be sturdy but easily removable from the wall to change images in the frame and fix screw-ups. I then started work on the image.

Since it would be in the kitchen, I thought a demented cook wielding a carving knife might be appropriate. I asked MidJourney to show me a cartoon like Disney's mad Madam Mim, wearing a chef's hat and holding a knife aloft. It looked good. My wife agreed... initially. Then she suggested I try a different image. So I asked MidJourney to show me our dog in a chef's hat. It looked good. My wife liked it... initially.

Then she told me she really liked what I had done and was grateful that I did it but... it was too small. Even the french cleat won't let me fix that.

Harvey Rogers, Newsletter Editor



INGRAINED / A WOOD INVITATIONAL

Guest Artists

January 24 - March 3, 2024

PARTICIPATING ARTISTS

Kevin Jesequel, Masamichi Nitani, Jim Piper, John Strohhahn, Marjin Wall,
Elizabeth Weber, Rebecca Welti, David Williams



ABOVE: Elizabeth Weber, *Starburst*, wood,
3.125" x 7" x 7"

LEFT: John Strohhahn, *Cocoon*, Olive wood,
red cedar and monkey pod, 22" x 19" x 2"

BELOW: Marjin Wall, *Interlocked*, Walnut and
milkpaint, 7" x 10" x 7"

First Thursday

Thursday, February 1, 5:00 - 8:00 pm

Artist Talk

Sunday, February 18, 11:00 am - 1:00 pm

Hours

Gallery hours: Wed - Sat, 11:00 am - 5:30 pm
Sun 11:00 am - 4:00 pm

All other times by appointment
Please call 503.226.6196



124 NW 9th Ave, Portland, Oregon 97209
Wed-Sat, 11- 5:30, Sun 11- 4, or by appointment
www.waterstonegallery.com 503.226.6196

SHOW AND TELL (SORT OF)

Our January in-person meeting had to be cancelled because of snow and ice, but we held a Zoom meeting just to get together and try to do show-and-tell. Below are some screenshots from a recording of that meeting. The work shown was great but the screenshots are poop. Apologies to any who showed but aren't pictured here; your work was good but the images of it were even worse than these.



DALE LARSON'S CORNER

Open shop:

We will do open shop on Saturday Feb 24th starting at 9am. It is a good chance for new and beginning turners to get some help with their projects. I like to say: We have no standards, everyone is welcome.

We spend a lot of time helping new turners sharpen tools.

So bring your tools and an idea. If you don't have wood we can generally find wood in my shop. We'll set up five or six lathes of different sizes.



Open shop on January 27th was a nice success. We had five lathes going all morning. We did a bunch of bandsawing bowl blanks and other rounds. A little oak was chainsawed then roughed out. A few tools were sharpened. Thanks to Gary for bringing some sweets. Thank you for the weather being warmer! Email me if you need directions.

The AAW Symposium:

On January 20th AAW Executive Director Jen Newberg, AAW Board person and symposium chair Jay Brown, and Dave and Sue Madden met with 12 of the local team leaders for the symposium. We took a short tour of the convention center to get an idea where things will be located. Then Jen and Jay talked about the symposium. Sue and Dave Madden showed us how Sign Up Genius works. This computerized signup will make it easier for AAW members traveling to the symposium to volunteer to help out during the symposium. [Click here](#) for a description of the Sign Up Genius and a list of the local team leaders. If you would like to help out with their committee you can use Sign Up Genius or contact the team leader, and the team leader can sign you up.

We have two committees that can be run by spouses or friends who do not want to watch the demonstrations: Merchandise, and Spouse Craft Room. If you have a spouse or friend that would like to help out in these two areas please contact me. Merchandise is helping AAW sell their tshirts, smocks and books. Spouse Craft Room is making an area welcoming for traveling spouses to work on their own craft projects or simply to socialize while their other half is watching demonstrations.

A final note on the symposium. Most of the set up work for the symposium will be done starting Wednesday morning thru Thursday afternoon before the start of the symposium. Most of this help will need to be done by our local members. It is a fun social time to get to see how the symposium comes together. And after the last rotation on Sunday at noon we can use some local help to put equipment away. I really encourage you to volunteer and help out. It is a great way to meet members from around the country and make new friends. I volunteered to help with the 2007 symposium here in Portland and it changed the path of my life.

Dale Larson, Program Director, woodbowl@frontier.com

DOUG PIZAC'S TOOL TIP

With so many wood harvesting events between the Cascade, Southwest Washington, and Northwest clubs that I belong to, there is a plethora of wood to process at times – bandsawing into rounds and sealing – I'm always looking for ways to speed things up.

When sealing, one must lift the wood, paint a section, lift and turn, paint, lift and turn, paint, etc. To help my back I first tried putting the rounds on an upside down 5-gallon bucket so the wood is chest high where I spun it around the bucket bottom for painting.

To make that process easier and faster, I made a jig to rotate it with two fingers.

Now I can paint, rotate, paint, rotate, etc. very fast.

The device is a 12" diameter metal Lazy Susan ring sandwiched between two scraps of plywood. To keep the jig secure on the bottom of the bucket I used the scrap corners from the plywood round, put them under the bucket's bottom, drew the circumference around the bucket, and cut the along the line with my bandsaw for a



perfect fit.

The four corners were then glued and tacked to the bottom of the jig with finishing brads. I then trimmed the overhanging corners to match the 12" plywood.

Now with the bucket upside, the jig securely sits atop it and easily spins. I use a square piece of 2x4 in the middle as a lift for clearance between the round and top of the jig.

The result is fast painting that is easy on the arms and back from not having to do constant lifting and turning to paint around the blank.

Doug Pizac



The Show and Tell That Wasn't

When we couldn't have in-person show and tell in January I asked people to send me images of what they would have liked to show. Folks sent in these.



Randy Rhine



Kevin Jesequel



Don Jensen



Kevin Jesequel



Don Jensen



Randy Rhine

The quality and variety of these pieces are AMAZING!

Please Renew Your Membership

Your membership in Cascade runs from February 1 through January 31. If you have already paid your membership dues for 2024, thank you!

If you have not, please consider paying them before your membership expires. Our dues are only \$35/year, and they help the club bring quality woodturning events and supplies to you.

Renewing your membership is easy. Current members will get a reminder email, and you can just click on the link in the email, log in, and renew. Or you can go to our website (www.cascadewoodturners.org), scroll to the bottom of the page, and click where it says to click. You can pay through the website, bring a check to the next meeting, or contact **Steve Strawn**, our Treasurer.



Join Cascade now!

Click [HERE](#)

CASCADE MEMBERSHIP CARDS



To All Members, if you have renewed your membership and want a current membership card, they are available on line on our CWA website.

1. Sign into your account on the CWA website: Cascade Woodturners Association - Home (wildapricot.org)



Cascade Woodturners Association

2. At the top of the Home page, click on your name.
3. This brings you to your profile page.


My profile

[Edit profile](#) [My directory profile](#)

[Profile](#) [Privacy](#) [Email subscriptions](#) [Member photo albums](#) [My event registrations](#) [Invoices and payments](#)

Membership details

Membership card



[Image optimized for smartphones](#)

[Printable PDF](#)

4. Here you have the option of creating: (just click on the one you want)
 - a. a downloadable image onto your smartphone
 - b. a printable PDF file that you can print out and then cut and laminate, etc.
5. This is also an opportunity to ensure that all of your profile information is up to date. If you change any of your info, make sure to "Save" before exiting.
6. If you have trouble contact me, or contact Harvey Rogers and ask him to print yours out for you.

Steve Walgrave, Secretary

TROUBLE PAYING CASCADE USING PAYPAL?



Several people have had trouble paying Cascade's dues and shop purchases because they don't have PayPal accounts.

Wild Apricot, our website and membership system, is supposed to allow you to use a credit card to pay, even if you don't have a PayPal account, but that option can be hard to find, and require some clicking about. You want to find a screen that looks like this:

When you get to that screen, click on

Pay with Debit or Credit Card

And you should be able to pay using your credit card. If that doesn't work and you would still like to pay on line, rather than bringing a check or cash to our Treasurer, Steve Strawn, please click on

[Cancel and return to Cascade Woodturners Association](#)

The system will create an invoice. Email me and tell me you want to use a credit card to pay, and I should be able to send you an email that will let you do that.

Harvey Rogers, Newsletter Editor

EMPTY BOWLS

Each year at the AAW International Symposium, AAW members create and donate woodturned bowls (and other turned items), which are sold in the symposium's Instant Gallery to raise money for a selected local nonprofit in the city hosting the symposium.

Large or small, each bowl costs only \$25 and 100% of the proceeds from the sale of bowls benefits the nonprofit. The AAW has announced that this year's recipient for the proceeds from the Empty Bowls program will be Meals on Wheels

The Cascade board is challenging each and every one of you to turn and donate a bowl for this wonderful program at this year's symposium here in Portland. They do not need to be large (8"+/- would be fantastic). If you need wood for this, come to a meeting and I am sure you will find several suitable blanks on the raffle table between now and the symposium. Likewise, if you have extra blanks, rough outs, or small cores, consider bringing them to a meeting for the raffle. Lets flood the donation tables at this year's symposium!



Kevin Jesequel, President

CALENDAR OF COMING EVENTS



Date	Cascade Demonstrators	Club	Topic
February 15	Dave Gutschmidt	Cascade	Natural edge forms
March 21	Kathleen Duncan	Cascade	Finals, trembleurs and piercing
April 18	Steve Newberry	Cascade	Multi-axis teapot
July 18	Craig Timmerman	Cascade	Club demo
July 19	Craig Timmerman	Cascade	All day demo
August 15	John Beaver	Cascade	Club demo
August 16	John Beaver	Cascade	All day demo
August 17	John Beaver	Cascade	Hands-on class
October 17	Mike Jacofsky	Cascade	Club demo
October 18	Mike Jacofsky	Cascade	All day demo
October 19	Mike Jacofsky	Cascade	Hands-on class
Northwest Demonstrators			
March 7	Kevin Jesequel	Northwest	Hollow forms
April 4	Seri Robinson	Northwest	Turning spalted wood
May 2	Rob Vogtman	Northwest	Router inlays
Jun 6	Janice Levy	Northwest	Pyrography
July 4	Bill Karow	Northwest	Texturing
Southwest Demonstrators			
February 10	Rick Rich	Southwest	Gardening stool class
March 14	Rick Rich	Southwest	Gardening stool demo
March 16	Rick Rich	Southwest	Gardening stool class
April 11	Brian Harte	Southwest	Goblets
May 9	Kevin Jesequel	Southwest	Hollow turning
June 13	Larry Wan	Southwest	Tips, tricks and turning gifts
July 11	John Beechwood	Southwest	Turning tulips
August 8	Kathleen Duncan/Rick Rich	Southwest	Green, thin turned bowl
September 12	A famous woodturner	Southwest	And a barbecue!
American Association of Woodturners 2024 Symposium in Portland			
May 23 to 26	AAW Symposium in Portland!	Everybody	Demonstrators, galleries, exhibitions and a huge trade show.

Northwest Woodturners: meets on the first Thursday. It's calendar is [here](#).

Southwest Washington Woodturners: meets on the second Thursday. It's website is [here](#).

Willamette Valley Woodturners

Meets on the second Thursday. Its website is [here](#).



Willamette Valley Woodturners



CASCADE'S 2024 BOARD OF DIRECTORS

The following people have been elected to serve on the Cascade Woodturners Association Board of Directors for 2024.

Kevin Jesequel, President

Steve Newberry, Vice President

Steve Walgrave, Secretary

Steve Strawn, Treasurer

Dale Larson, Program Director

Harvey Rogers, Past President and newsletter editor

Joyce Botsch, At Large

Ian Harding, At Large

Gary Borders, At Large

Gerald Stutts, At Large

Kathleen Duncan, At Large

Brett Williamson, At Large

Len Otto, At Large

Bill Karow, At Large

MORE ABOUT CASCADE

Cascade Woodturners Association is an Oregon non-profit corporation that is qualified under Section 501(c)(3) of the Internal Revenue Code.

More information about Cascade is available on its website, which is:

CascadeWoodturners.org

In 2024 Cascade expects to meet once a month, except December, at the Wild Lilac Child Development Center, which is located at 3829 SE 74th Avenue in Portland, Oregon. Most meetings are likely to be in-person, but also broadcast on Zoom.

Cascade supports its activities with member dues, which are \$35 a year. You can become a member of Cascade on our website by clicking [here](#). Members receive some benefits that are not available to the general public.

Most recent board meetings:

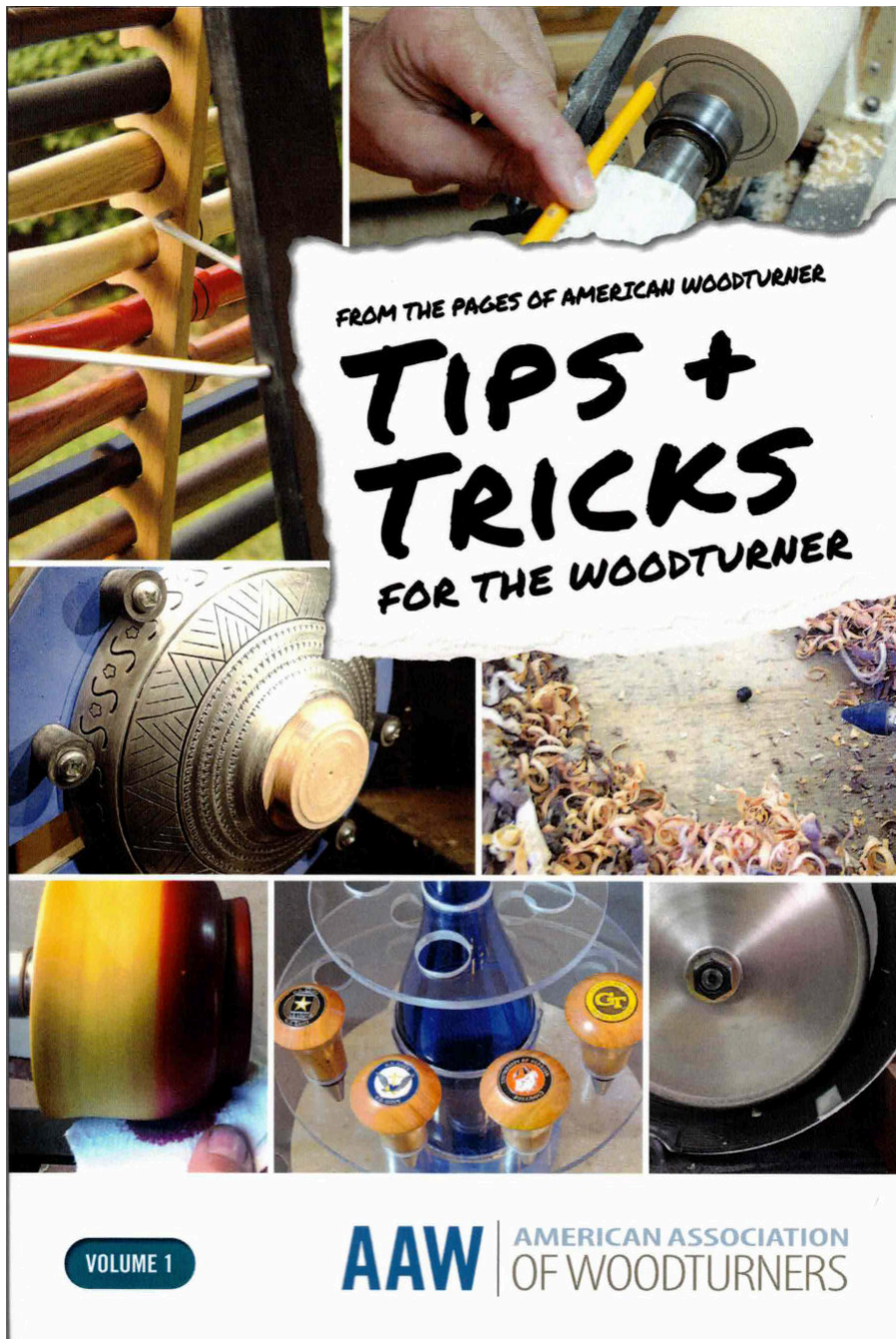
Minutes from Cascade's recent board meetings are posted on the Cascade website, in the 'Members Only' section. The most recent board meeting was on January 10, 2024 and the minutes will be posted on the website. If you have topics for that board meeting please contact Secretary Steve Walgrave or President Kevin Jesequel.

A NEW LIBRARY ADDITION

Tips + Tricks for the Woodturner

Filled with an amazing array of tips from the pages of *American Woodturner*, *Tips + Tricks for the Woodturner* is a compilation of some of the best tips submitted over many years. Some you will find useful, others you likely will not, and then there is the occasional gold nugget that makes you say, "Dang! I need to do that!" but you won't know until you browse through the pages of this very useful book. I liked it so much I bought my own copy, and I had the luxury of an extra month – courtesy of an ice storm – to browse through its pages.

Len Otto, Librarian



CASCADE'S SPONSORS



Oregoncarbidesaw.com



Gilmer Wood Company

Gilmerwood.com



Klingspor Abrasives, Inc.

Klingspor.com



Milwaukie Hardwoods LLC

Milwaukiehardwoods.com



ROCKLER

Rockler Woodworking and Hardware

Rockler.com

EST 1928
WOODCRAFT[®]

Woodcraft Supply LLC

Woodcraft.com



Woodcrafters Woodworking Supplies

Woodcrafters.us

Our club now has copies of this brochure. Please pick some up from Len Ott and distribute them wherever people might like to find out about woodturning in our area.



Three Woodturning Clubs

in the Portland, OR, and Vancouver, WA, areas are ready to welcome new members and those who are interested in our work.



Most of our woods are USA born renewables from downed trees to keep them from becoming firewood whereupon we turn them into useful objects, toys, works of fine art, etc. And because they are made locally, we are not subject to foreign supply chain issues.

Watch local, national and international woodturners demonstrate how they make their works of art in-person.

Basic and advanced classes on turning are available.

